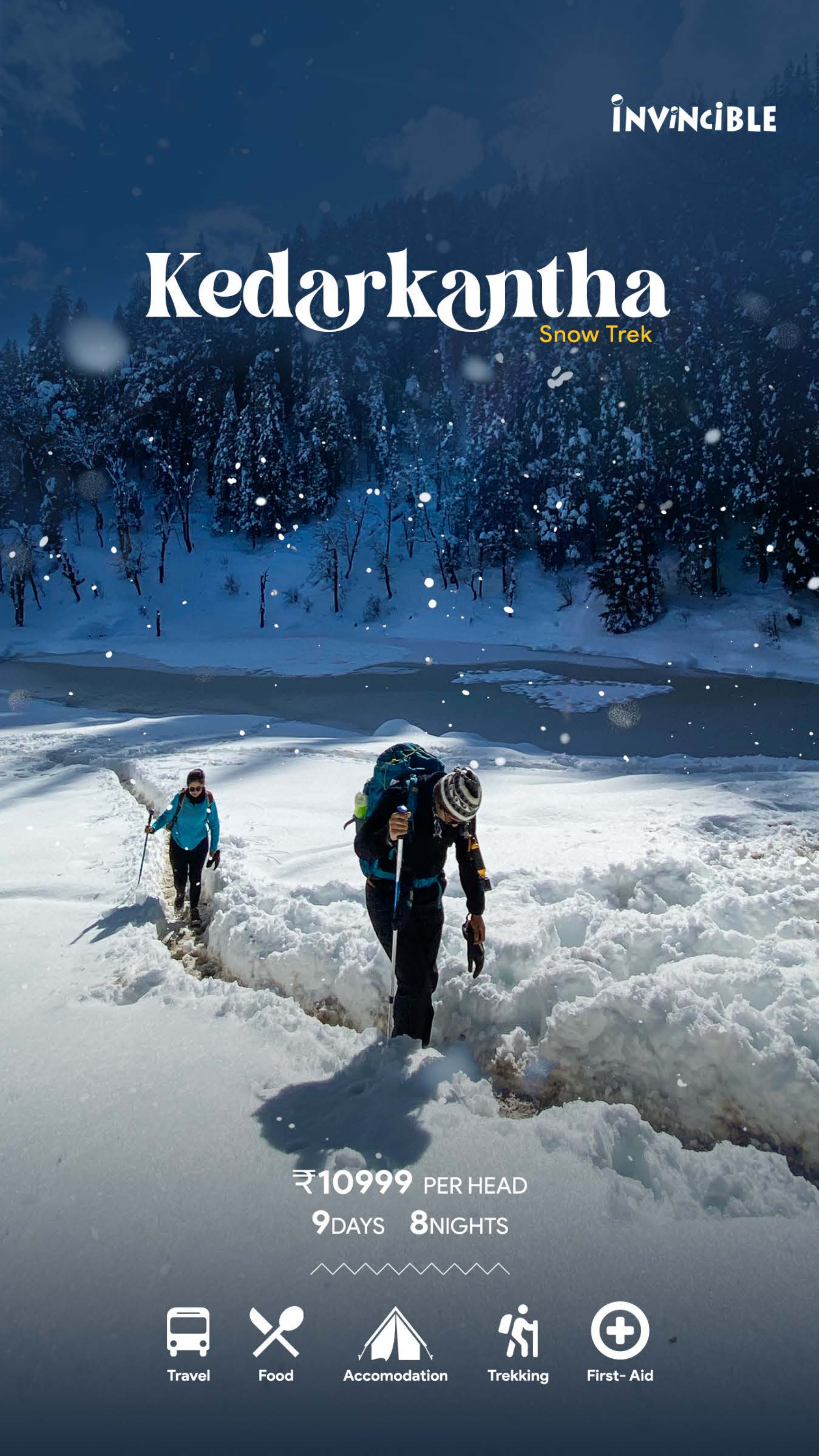


INVINCIBLE

# Kedar Kantha

Snow Trek



₹10999 PER HEAD

9 DAYS 8 NIGHTS



Travel



Food



Accommodation



Trekking



First- Aid



## About **Kedarkantha**

**Kedarkantha** is one of the most popular winter treks of India. It's a easy to moderate level trek which attracts visitors for its amazing snow-clad landscapes and a tall summit (12,500 ft), which offers majestic panoramic views from its top.

Kedarkantha trek passes through dense pine woods and trekkers even enjoy lakeside camping at Juda Ka Tal campsite, which remains frozen during the winter months. Perfect coniferous jungle trails, plain meadows and summit point - all in one trek. While you won't find these many features of landscapes in any other trek, Kedarkantha will definitely give you an exposure to each of these.

Those who love snow and mountains, this trek is undoubtedly the best choice for them.



## Quick **Overview**



**LOCATION**  
UTTRAKHAND



**DURATION**  
9 DAYS



**DIFFICULTY**  
MODERATE



**TOTAL TREK LENGTH**  
20 KM (APPROX)



**MAXIMUM ALTITUDE**  
12,500 FEET



**AGE LIMIT**  
12 - 35 YEARS



**BEST TIME TO VISIT**  
NOVEMBER TO MARCH

## Schedule at a Glance

**DAY  
01**

**Departure from Ahmedabad**  
*Overnight Train Journey*

**DAY  
02**

**Arrival at Haridwar & Night Stay**  
*Witness the Magical Ganga Aarti in Evening*

**DAY  
03**

**Depart for Sankri from Haridwar**  
*Arrival at BaseCamp, Acclimatisation & Night Stay*

**DAY  
04**

**Trek to Juda ka Taal**  
*Night stay at Janoul Campsite*

**DAY  
05**

**Trek to Kedarkantha BaseCamp**  
*Visit Juda ka Taal & Night stay at KBC*

**DAY  
06**

**Trek to Kedarkantha Peak**  
*Summit & Trek to Hargaon/Janoul Camp*

**DAY  
07**

**Trek Back to Sankri & Returning to Haridwar**  
*Arrive at BaseCamp & Journey towards Haridwar*

**DAY  
08**

**Return Journey towards Ahmedabad**  
*Overnight Journey in Train*

**DAY  
09**

**Arrival at Ahmedabad**  
*End of the Camp!*



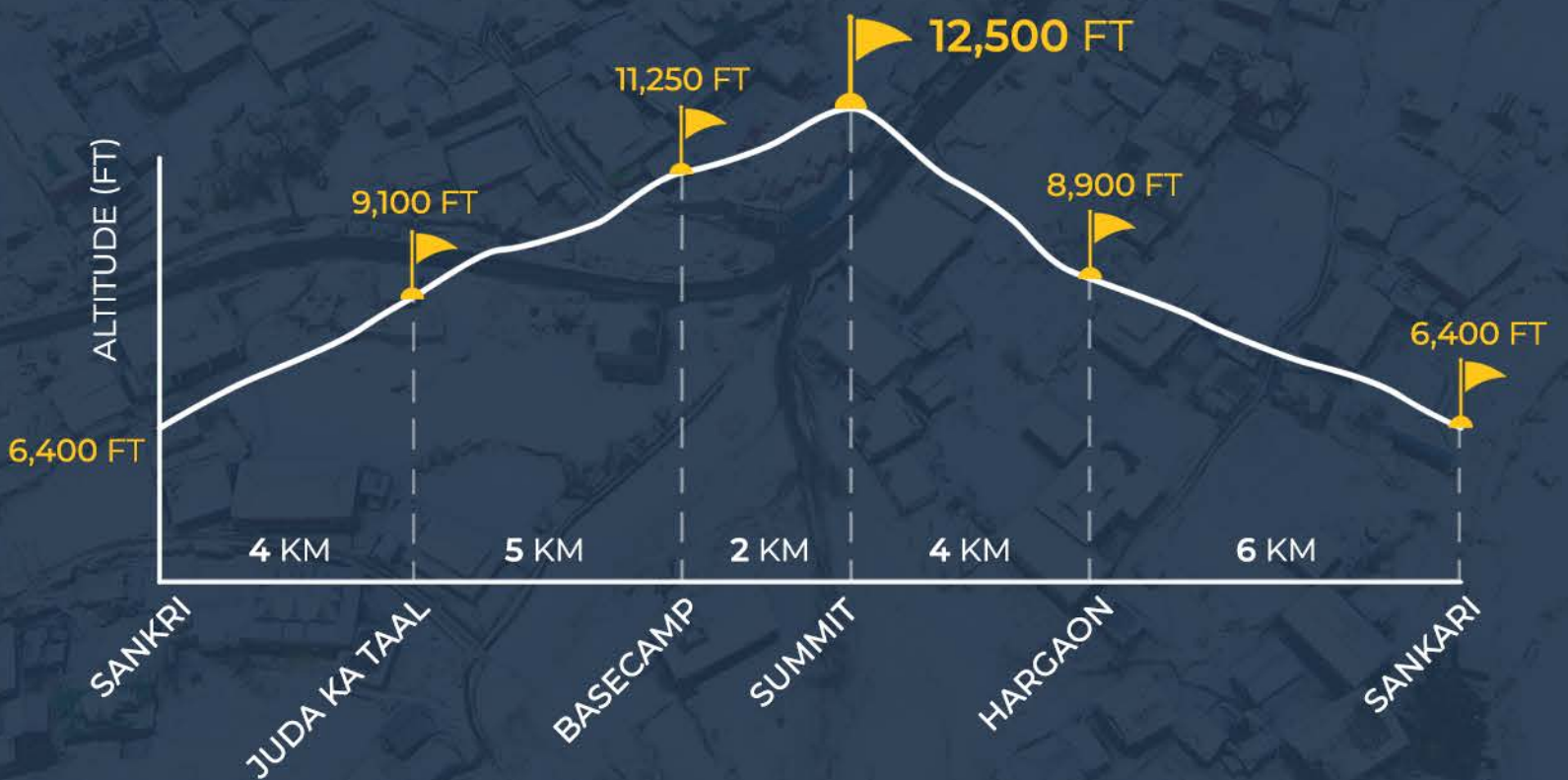
### Change of Schedule

- In case of any unforeseen conditions, the schedule/itinerary can be modified/cancelled
- Invincible reserves all rights to cancel/shorten/modify the itinerary, and the final decision is authorized with the Board of Trustees

## Trek Layout



## Altitude Graph



## What to Carry?

Click below to download your *packing checklist* and ensure you have everything you need for the journey!

[Download Checklist](#)

Click below to watch video

[What to Carry for Himalayan Treks](#)

[Rental Gears and Camper Shop](#)

# Detailed Itinerary

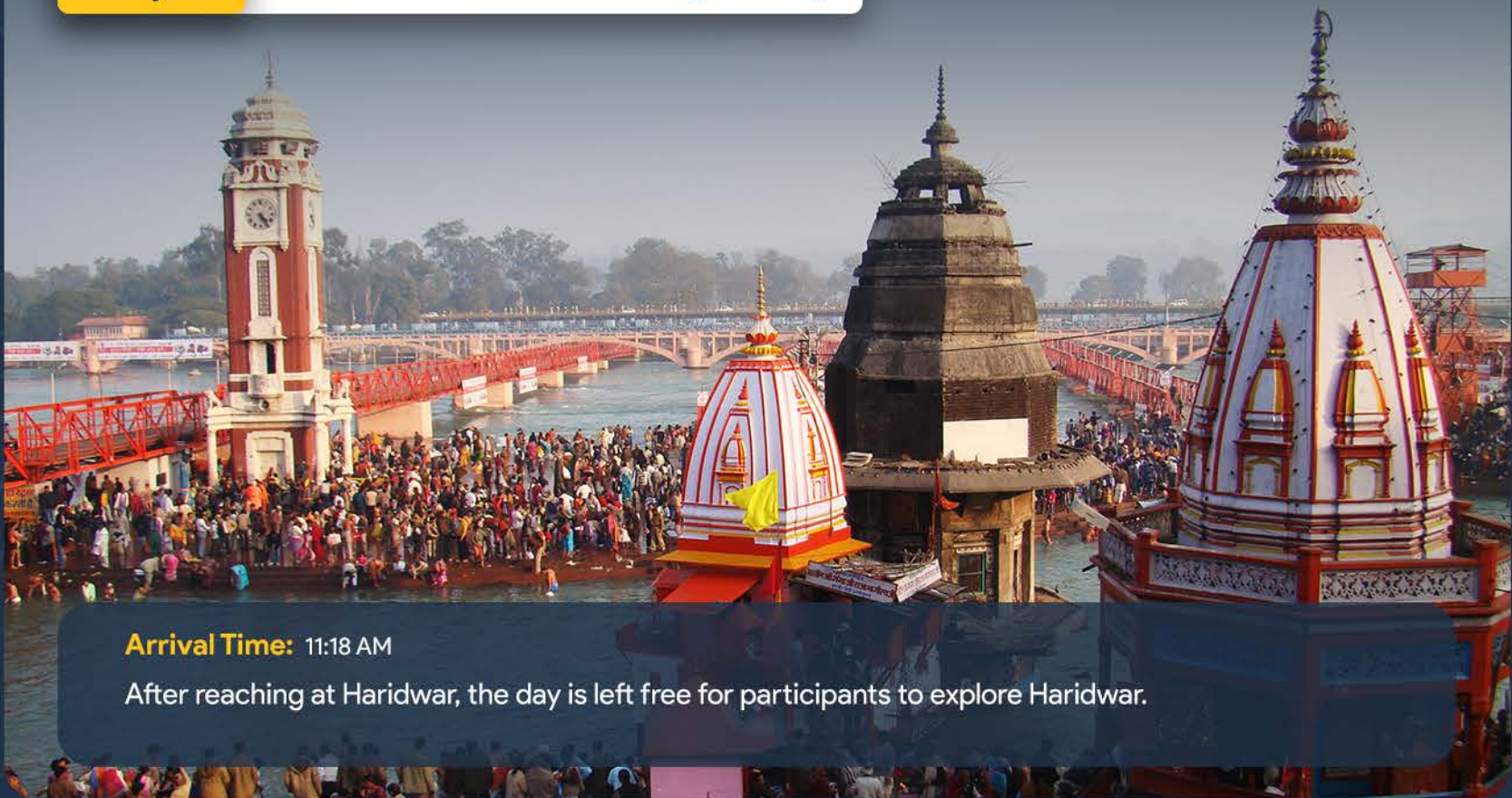
## Day 1 Departure from Ahmedabad



**Train Name:** Ahmedabad-Rishikesh Yoga Express (19031)  
**Departure Time:** 10:50 AM  
**Reporting Time:** 09:45 AM  
**Reporting Place:** Ahmedabad Junction (Kalupur), Near Dena Bank ATM

The tickets will be shared on your Dashboard in Website before 24 hours of Departure.  
The contact details of the volunteers & all other necessary information will be shared with you through an SMS/Call before a day of Departure.

## Day 2 Arrival at Haridwar & Night Stay



**Arrival Time:** 11:18 AM  
After reaching at Haridwar, the day is left free for participants to explore Haridwar.

Take a Holy Dip in  
**Divine Ganga**



**Aarti at Har Ki Pauri**  
A Must Experience!




Seek Blessings from  
**Mansa Devi Temple**



**Day 3**


**Depart for Sankri from Haridwar**



Your journey from Haridwar to Sankri will be by bus or taxi, covering approximately 235 kilometers in about 10 hours. Upon arriving at the campsite in the evening, there will be a briefing session and rental gear will be allotted. You'll spend the night at the BaseCamp.

**Day 4**

**Trek to Juda ka Taal**



The day begins with a morning warm-up session and team-building activities, followed by breakfast. You'll also be provided with a packed lunch. Afterward, you'll start your trek to Juda ka Taal, covering a distance of 4 kilometers in approximately 4.5 hours.

**Day 5**

**Trek to Kedarkantha BaseCamp**



Your morning will start with breakfast and a warm-up session before you begin your trek to Kedarkantha Basecamp. Along the way, you'll visit Juda ka Taal. The trek covers 5 kilometers and will take around 4 hours, as you ascend from 9,100 feet to 11,250 feet.

Day 6

## Trek to Kedarkantha Peak



You'll wake up early and start your trek towards the Kedarkantha summit. The goal is to reach the top by sunrise, where you'll take a group photo with the Tricolour. Trek Down and you'll spend the night at the Janoul or Hargaon campsite.

Day 7

## Trek Back to Sankri & Returning to Haridwar



The day begins with breakfast, followed by a trek back to the basecamp. Once there, you'll return any rental gear and have lunch. Afterward, you'll start your return journey to Haridwar, arriving late at night for an overnight stay.

Day 8

## Return Journey towards Ahmedabad



Ahmedabad Yoga Express Train arrives at 04:00 PM and the camp disperse for hometown. It would take approximately 24 hours to reach Ahmedabad station at 03:40 PM on the next day.

**Train Name:** Rishikesh-Ahmedabad Yoga Express (19032)

**Departure Time:** 04:00 PM

**Departure Place:** Haridwar Junction

**Day 9**

**Arrival at Ahmedabad**



After an overnight train journey, participants will come back to Ahmedabad by 03:40 PM. It's the end of their adventure. They'll leave the stations with lots of memories and new friends they've made.

Participants can Add-on one additional day to visit **Rishikesh**

Feel the Thrill of  
**White Water Rafting**



**Bungy Jumping**  
Once in a Lifetime Adventure



The Magnificent  
**Terah Manzil Mandir**



## **Inclusion**

- ✓ **Traveling as per Package**  
*Ahmedabad to Ahmedabad by Train & Bus/Tempo*
- ✓ **Food**  
*Breakfast, Lunch & Dinner*
- ✓ **Accommodation in Dormitory/Tent**  
*Sharing on availability basis*
- ✓ **Guide & Instructors**
- ✓ **Forest Entry Fees if any**
- ✓ **First Aid Support & Much More...**

## **Exclusion**

- ✗ **Food during travel duration & Haridwar/Rishikesh**
- ✗ **Sightseeing Entry Fees if any**
- ✗ **Adventure Activity Fees**
- ✗ **Anything not listed above**



# Packages Available from

Sankri

5 Days 4 Nights

₹5999

Haridwar/Dehradun

5 Days 4 Nights

₹8700

Ahmedabad

9 Days 8 Nights

Non-AC Sleeper

₹10999

3AC Sleeper

₹12999

Ahmedabad with Rishikesh

10 Days 9 Nights

Non-AC Sleeper

₹11500

3AC Sleeper

₹13500

Delhi

7 Days 6 Nights

Non-AC Seater

₹10250

AC Seater

₹10999

Baroda/Surat

9 Days 8 Nights

Non-AC Sleeper

₹10999

3AC Sleeper

₹12999

Rajkot

10 Days 9 Nights

Non-AC Sleeper

₹11850

3AC Sleeper

₹14250

Mumbai

9 Days 8 Nights

Non-AC Sleeper

₹11250

3AC Sleeper

₹13450

Click below to know

AVAILABLE DATES



# How to Register?

## STEP 1

Online Form Filling on  
[invincibleNGO.org](http://invincibleNGO.org)

## STEP 2

Fees Payment at  
Office or Online

[REGISTER NOW](#)

Kindly take a humble note that this is an adventurous camping planned to project youth into adventure and Himalayan exploration. Please do not consider this as a tour and Invincible as a tour operator.

[Terms & Conditions](#)

[Visit our Office](#)

### Ahmedabad (Head Office)

308, University Plaza,  
Above Chocolate Room,  
Vijay Cross Roads,  
Navrangpura, Ahmedabad

 9099 400 699

[Get Directions](#)

### Rajkot (Branch Office)

407, Business Corner,  
Opp Indira Circle BRTS,  
150 Feet Ring Road,  
Rajkot

 9081 610 699

[Get Directions](#)

### Vadodara (Branch Office)

116, Saffron Tower,  
Fatehgunj, Vadodara,  
Gujarat

 9081 620 699

[Get Directions](#)

### Surat (Branch Office)

436, Rajhans Ornate,  
Parle Point, Near Jani Farsan,  
Athwa, Surat

 9081 630 699

[Get Directions](#)

[For Any Queries](#)

 [info@invinciblengo.org](mailto:info@invinciblengo.org)

 [InvincibleNGO.org](http://InvincibleNGO.org)

Follow us on:     

#InvincibleNGO #BeingInvincible #ClimbwithTricolor