

INVINCIBLE

Kedarnath

with Chopta - Tungnath Trek



₹ 12500 PER HEAD

9 DAYS 8 NIGHTS



Travel



Food



Accommodation



Trekking



First-Aid



About **Kedarnath**

The thirst of devotees to visit this place, is what we thrive to fulfil. In India, one considers it a great achievement when Char Dham Yatra is done and **Kedarnath** Temple plays a very crucial role in this Yatra.

Captured between the Mountains, the temple gives a surreal view with the **Kedarnath** and other peaks setting the background for the temple. The journey towards **Kedarnath** is as beautiful as the temple, with green landscapes on your way.

The temple resides in the Rudraprayag district of Uttarakhand state. The temple is believed to be more than 1,200 years old, which was built by Adi Shankaracharya.



Quick **Overview**



LOCATION
UTTARAKHAND, INDIA



DURATION
9 DAYS



DIFFICULTY
EASY TO MODERATE



TOTAL TREK LENGTH
39 KM (APPROX)



MAXIMUM ALTITUDE
12,073 FEET



AGE LIMIT
15 - 35 YEARS



BEST TIME TO VISIT
JUNE TO SEPTEMBER

Schedule **at a Glance**

**DAY
01**

Departure from Ahmedabad
Overnight Train Journey

**DAY
02**

Arrival at Haridwar & Night Stay
Spending rest of the day for nearby sightseeing

**DAY
03**

Departing from Haridwar/Rishikesh to Rampur
Night stay will be at Rampur

**DAY
04**

Trek to Kedarnath Temple
Night stay at Kedarnath BaseCamp

**DAY
05**

Temple Visit & Trek Down
Trek Down to Gaurikund & Night stay at Sitapur

**DAY
06**

Trek to Tungnath & Return
Night Stay at Chopta

**DAY
07**

Journey back to Haridwar
Drive Back to Haridwar

**DAY
08**

Rishikesh Sightseeing & Return Journey
Free Day for Adventure Activities and sightseeing

**DAY
09**

Arrival at Ahmedabad
End of the Camp!



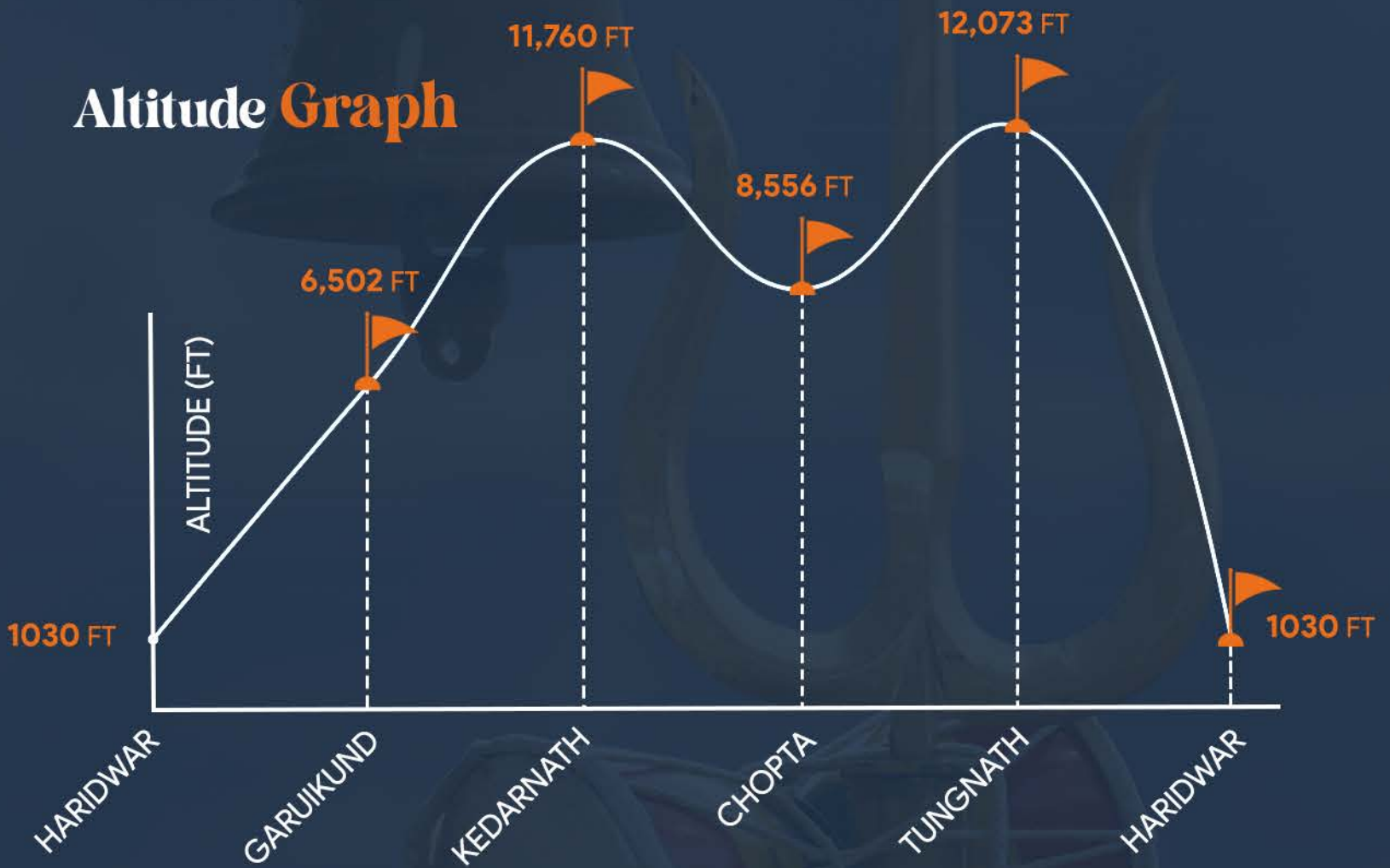
Change of Schedule

- In case of any unforeseen conditions, the schedule/itinerary can be modified/cancelled
- Invincible reserves all rights to cancel/shorten/modify the itinerary, and the final decision is authorized with the Board of Trustees

Trek Layout



Altitude Graph



What to Carry?

Click below to download your *packing checklist* and ensure you have everything you need for the journey!

[Download Checklist](#)

Click below to watch video

[What to Carry for Himalayan Treks](#)

Detailed Itinerary

Day 1

Departure from Ahmedabad



Train Name: Ahmedabad-Rishikesh Yoga Express (19031)

Departure Time: 10:50 AM

Reporting Time: 09:45 AM

Reporting Place: Sabarmati Junction Railway Station

If Tickets in Ahmedabad-Rishikesh Yoga Express is not Available, you can ask for via-Delhi Train Package. Please remember to bring a lock and key to secure your luggage during the train journey for added safety and peace of mind. Keep your belongings secure throughout the journey .

Day 2

Arrival at Haridwar & Night Stay



Arrival Time: 11:18 AM

Upon arrival in Haridwar, keep your luggage in your pickup vehicle. There will be a night stay at Haridwar. Next day, will commence according to the provided schedule.


Take a Holy Dip in
Divine Ganga



Aarti at Har Ki Pauri
A Must Experience!



Seek Blessings from
Mansa Devi Temple



Day 3

Drive from Haridwar to Rampur

Early in the morning, the group will depart from Haridwar and journey to Rampur, passing through the scenic Panch Prayags—the five sacred river confluences in Uttarakhand. We'll also pass through Srinagar, the largest town in the Garhwal Himalayas, known for its scenic beauty along the Alaknanda River. Upon reaching Rampur, we'll rest early to prepare for the next day's trek.

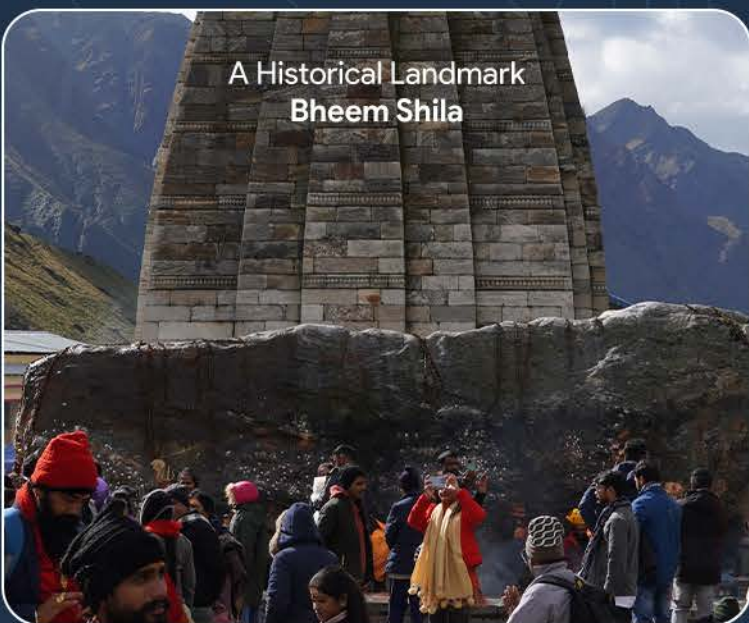
Day 4

Trek to Kedarnath Temple

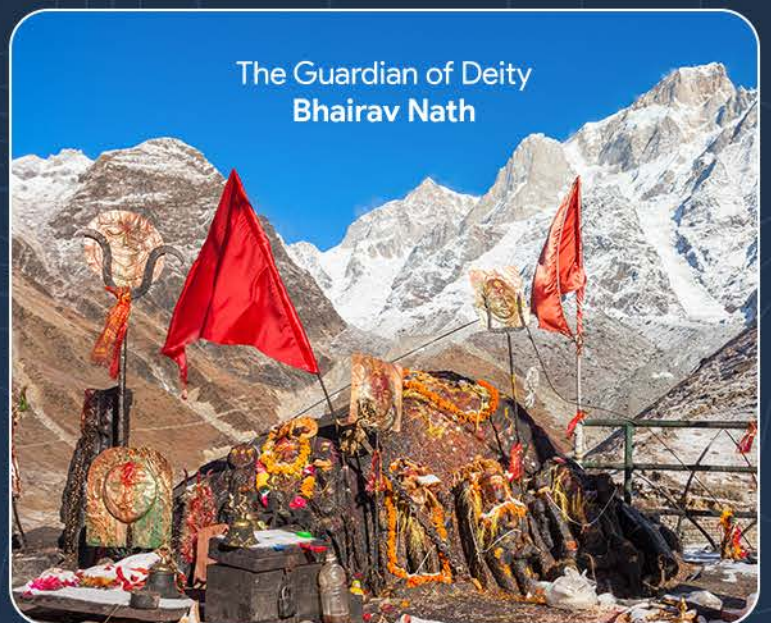
From Sitapur, we'll journey 6 KMs to Gaurikund, the starting point of our 17 KMs trek, taking 8 to 10 hours. Along the way, marvel at Uttarakhand's majestic views, capturing the raw beauty of the sky, valley, and river. After reaching, we'll spend the evening at Kedarnath Temple before resting at Kedarnath BaseCamp for the night, concluding with dinner.

If our vehicles will not be allowed to go beyond Sitapur/Sonprayag then we will start trek from Sitapur/Sonprayag (During Peak Season they not allowed personal Vehicles).

A Historical Landmark
Bheem Shila

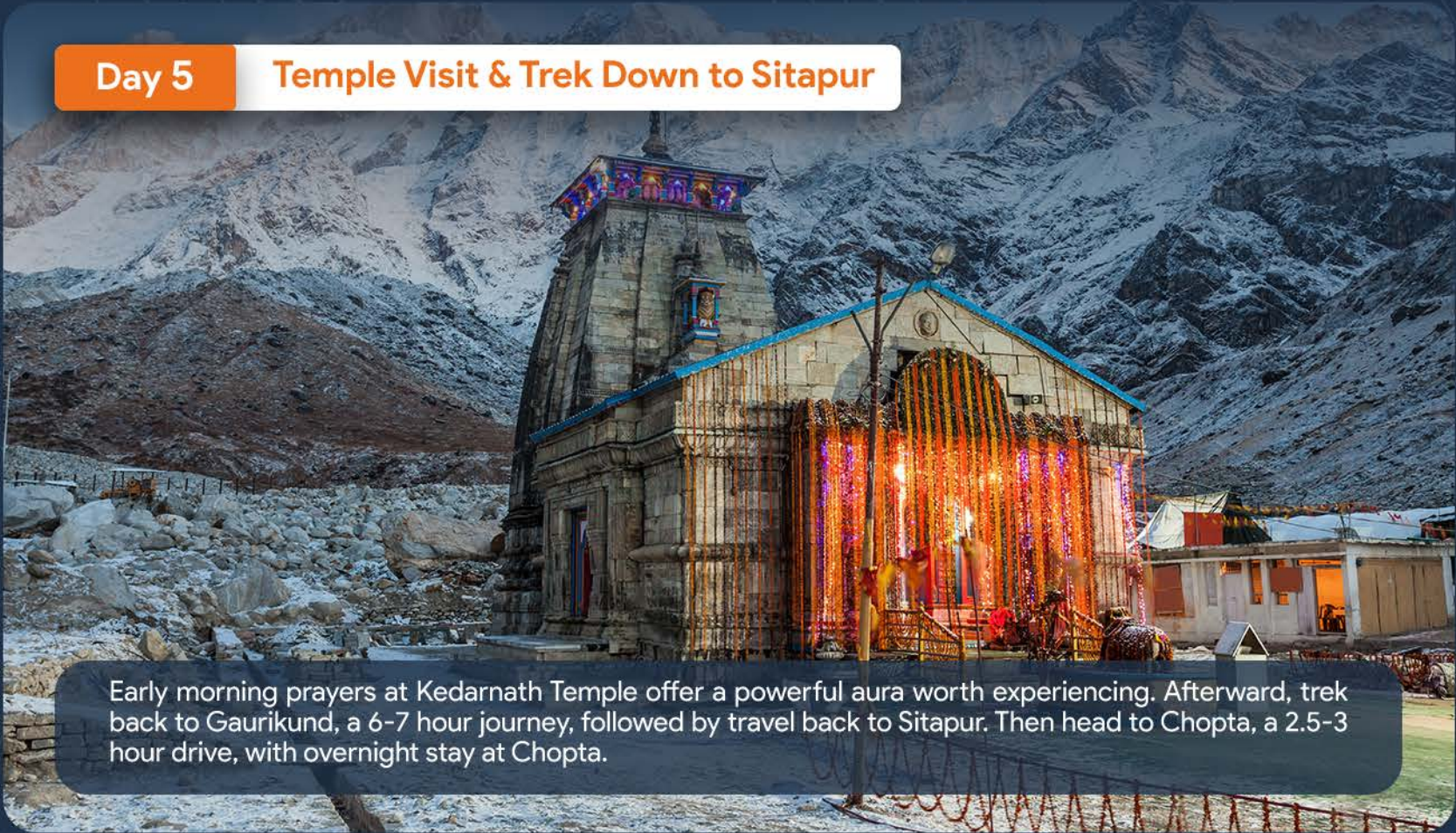


The Guardian of Deity
Bhairav Nath



Day 5


Temple Visit & Trek Down to Sitapur

A photograph of the Kedarnath Temple in Uttarakhand, India, during winter. The temple is a large, ancient stone structure with a blue roof, heavily decorated with colorful garlands. It is set against a backdrop of snow-covered mountains and a rocky foreground. A small white building is visible to the right.

Early morning prayers at Kedarnath Temple offer a powerful aura worth experiencing. Afterward, trek back to Gaurikund, a 6-7 hour journey, followed by travel back to Sitapur. Then head to Chopta, a 2.5-3 hour drive, with overnight stay at Chopta.

Day 6


Trek to Tungnath Temple & Back to Chopta

A photograph of the Tungnath Temple in Uttarakhand, India, during winter. The temple is a large, ancient stone structure with a dark roof, heavily decorated with colorful garlands. It is set against a backdrop of snow-covered mountains and a rocky foreground. A small white building is visible to the right.

Early morning trek to Tungnath Temple, the highest Shiva temple. Tungnath is part of the Panch Kedar temples in Rudraprayag, Uttarakhand. Afterward, return to Chopta for the night stay.

Day 7

Drive Back to Haridwar

A photograph of the Haridwar Ganga Aarti ceremony in Uttarakhand, India. The image shows a large crowd of people gathered around the Ganga river. In the foreground, there are several ornate, white and red structures, likely part of the aarti ceremony. The background shows a large, dark stone structure, possibly a temple or a monument.

Enjoy a relaxing drive back to Haridwar, taking in the beautiful scenery. We spend the night at a hotel in Haridwar, reflecting on our spiritual journey and the natural wonders we encountered.

Day 8

Rishikesh Sightseeing & Return Journey

Day is free for sightseeing and adventure activities in Rishikesh, we head home in the afternoon. We'll be taking an overnight train journey from Haridwar to Ahmedabad. It's time to say goodbye to the peaceful vibes of Rishikesh and Haridwar and cherish the memories we've made along the way.

Train Name: Rishikesh-Ahmedabad Yoga Express (19032)

Departure Time: 02:55 PM

Reporting Time: 01:55 PM

Participants can Add-on one additional day to stay at Rishikesh and visit the city.

Things to Do: River Rafting · Ganga Aarti · Ram Jhula · The Beatles Ashram · Parmarth Niketan · Neelkanth Mahadev Temple

Feel the Thrill of
White Water Rafting



Bungy Jumping
Once in a Lifetime Adventure



The Magnificent
Terah Manzil Mandir



Day 9

Arrival at Ahmedabad

After an overnight train journey, participants will come back to Ahmedabad by 03:40 PM. It's the end of their adventure. They'll leave the stations with lots of memories and new friends they've made.

[Register for Yatra Pass](#)

Participants must register for Kedarnath Dham Visit at on their own.

Inclusion

- ✓ **Traveling as per Package**
Ahmedabad to Ahmedabad by Train (SL/3AC + 2S/CC) & Bus/Taxi
- ✓ **Food**
4 Breakfasts & 4 Dinners/From Local Restaurant
- ✓ **Accommodation in Room/Tent**
Sharing on availability basis
- ✓ **Kedarnath & Tungnath Visit**
- ✓ **Forest Entry Fees if any**
- ✓ **First Aid Support & Much More...**

Exclusion

- ✗ Food during travel duration, Haridwar/Rishikesh & Lunch
- ✗ Rishikesh/Mussoorie/Haridwar Sightseeing
- ✗ Any Sightseeing Cost
- ✗ Anything not listed above

Packages Available from

Haridwar

5 Days 4 Nights

₹9999

A'bad/Baroda/Surat

9 Days 8 Nights

Non-AC Sleeper

₹12500

3AC Sleeper

₹14500

Mumbai

9 Days 8 Nights

Non-AC Sleeper

₹12700

3AC Sleeper

₹15200

Delhi

7 Days 6 Nights

Second Seating

₹11800

AC Chair Car

₹12500

Click below to know

AVAILABLE DATES



How to Register?

STEP 1

Online Form Filling on invincibleNGO.org

STEP 2

Fees Payment at Office or Online

[REGISTER NOW](#)

Kindly take a humble note that this is an adventurous camping planned to project youth into adventure and Himalayan exploration. Please do not consider this as a tour and Invincible as a tour operator.

[Terms & Conditions](#)

[Visit our Office](#)

Ahmedabad (Head Office)

308, University Plaza,
Above Chocolate Room,
Vijay Cross Roads,
Navrangpura, Ahmedabad

 9099 400 699

[Get Directions](#)

Rajkot (Branch Office)

407, Business Corner,
Opp Indira Circle BRTS,
150 Feet Ring Road,
Rajkot

 9081 610 699

[Get Directions](#)

Vadodara (Branch Office)

116, Saffron Tower,
Fatehgunj, Vadodara,
Gujarat

 9081 620 699

[Get Directions](#)

Surat (Branch Office)

436, Rajhans Ornate,
Parle Point, Near Jani Farsan,
Athwa, Surat

 9081 630 699

[Get Directions](#)

[For Any Queries](#)

 info@invinciblengo.org

 [InvincibleNGO.org](https://www.instagram.com/InvincibleNGO.org)

Follow us on:     

#InvincibleNGO #BeingInvincible #ClimbwithTricolor