

INVINCIBLE

# The Zaskar Jaunt

₹15500 PER HEAD  
10 DAYS 9 NIGHTS



Travel



Food



Accommodation



Trekking



First- Aid





## About Zanskar

**Zanskar** a breathtakingly beautiful region nestled in the Land of Lamas - Ladakh, Zanskar Valley is a hidden treasure waiting to be explored. Surrounded by majestic mountains, it offers unmatched serenity and awe-inspiring views. This hidden gem is known for its pristine landscapes and unique culture, where tradition meets nature in harmony.

The valley is dotted with ancient monasteries that echo stories of the past and vibrant villages that showcase the warmth of Ladakhi life. It offers a glimpse into the traditional Ladakhi way of living, where every moment feels timeless.



## Quick Overview



**LOCATION**  
HIMACHAL PRADESH



**DURATION**  
10 DAYS



**DIFFICULTY**  
EASY



**TOTAL TREK LENGTH**  
20 KM (APPROX)



**MAXIMUM ALTITUDE**  
16,580 FEET



**AGE LIMIT**  
12 - 35 YEARS



**BEST TIME TO VISIT**  
MARCH TO JUNE



## Schedule **at a Glance**

**DAY  
01**

**Departure from Ahmedabad**  
*Overnight Train Journey*

**DAY  
02**

**Arrival at Pathankot & Depart to Manali**  
*Pathankot Visit & Departure for Manali in the Evening*

**DAY  
03**

**Arrival at Manali Campsite**  
*Day for Acclimatisation & Preparation*

**DAY  
04**

**Depart for Zaskar Valley**  
*Visit Gombo Ranjan via Shinkula Pass*

**DAY  
05**

**Visit Phugtal Monastery**  
*Night Stay at Padum*

**DAY  
06**

**Day for Sightseeing at Padum**  
*Visit Karsha Monastery and more*

**DAY  
07**

**Journey Back to Manali**  
*Passing through Shinkula Pass*

**DAY  
08**

**Manali Visit & Night Travel to Pathankot**  
*Day for Paragliding, Rafting & Sightseeing in Manali*

**DAY  
09**

**Return Train Journey Towards Ahmedabad**  
*Overnight Train Journey*

**DAY  
10**

**Arrival at Ahmedabad**  
*End of the Camp!*

### Change of Schedule

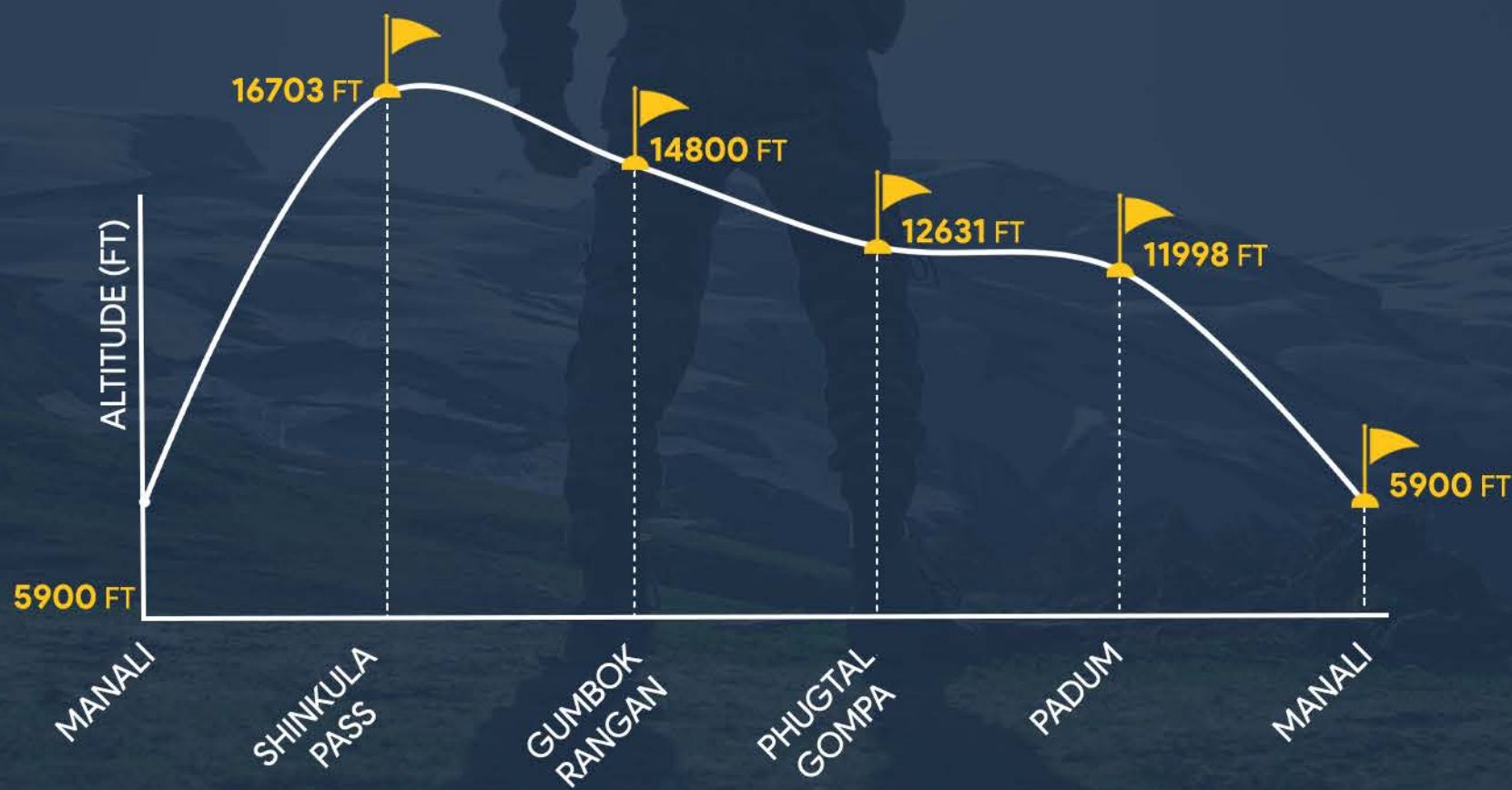
- In case of any unforeseen conditions, the schedule/itinerary can be modified/cancelled
- Invince reserves all rights to cancel/shorten/modify the itinerary, and the final decision is authorized with the Board of Trustees



# Trek Layout



# Altitude Graph



# What to Carry?

Click below to download your *packing checklist* and ensure you have everything you need for the journey!

[Download Checklist](#)

Click below to watch video

[What to Carry for Himalayan Treks](#)

[Rental Gears and Camper Shop](#)



# Detailed Itinerary

## Day 1 Departure from Ahmedabad



**Train Name:** Ahmedabad Jammu Tawi Express (19223)  
**Departure Time:** 11:05 AM  
**Reporting Time:** 10:00 AM  
**Reporting Place:** Gandhinagar Capital Railway Station

The tickets will be shared on your Dashboard in Website before 24 hours of Departure.

The contact details of the volunteers & all other necessary information will be shared with you through an SMS/Call before a day of Departure.

## Day 2 Arrival at Pathankot & Depart to Manali



**Arrival Time:** 3:00 PM

Vehicles will depart sharp at 8:00 PM from the station parking for an overnight journey to Kasol. Frequent stops will ensure a safe and comfortable trip, arriving around 8:00 AM.

Taste Chat Flavours at  
**Luxmi Bikaner Mithan**



**Billa Di Lassi**  
A Must Try!



Seek Blessings from  
**Shani Dev Temple**





### Day 3

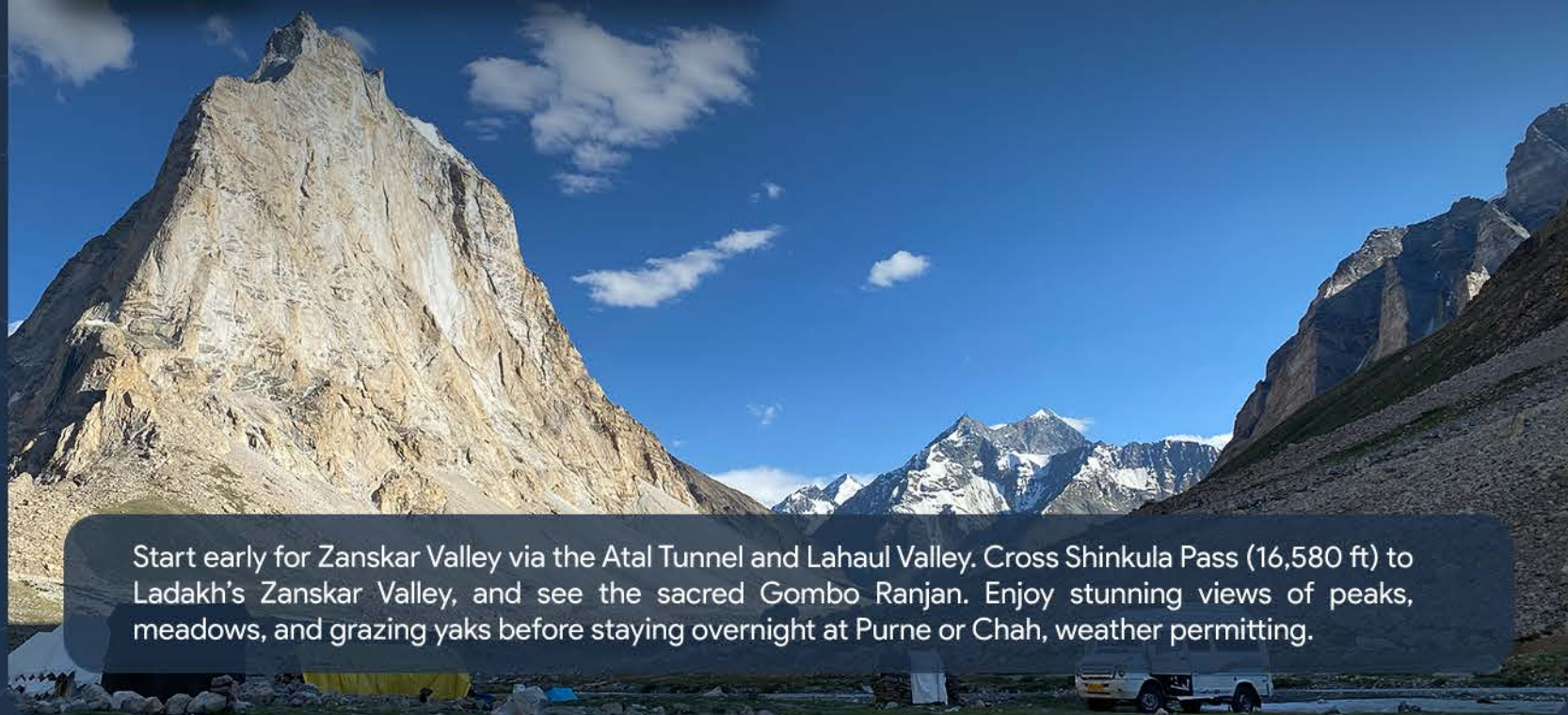
### Arrival at Manali Campsite



Arrival at Manali Campsite: 08:00 AM. Upon arrival at Invincible's Basecamp, meet the team for a briefing by the Campsite Manager. Spend the day acclimating, enjoying team-building games, and preparing for the trek. Deposit extra luggage, rest well, and recharge for the upcoming exploration.

### Day 4

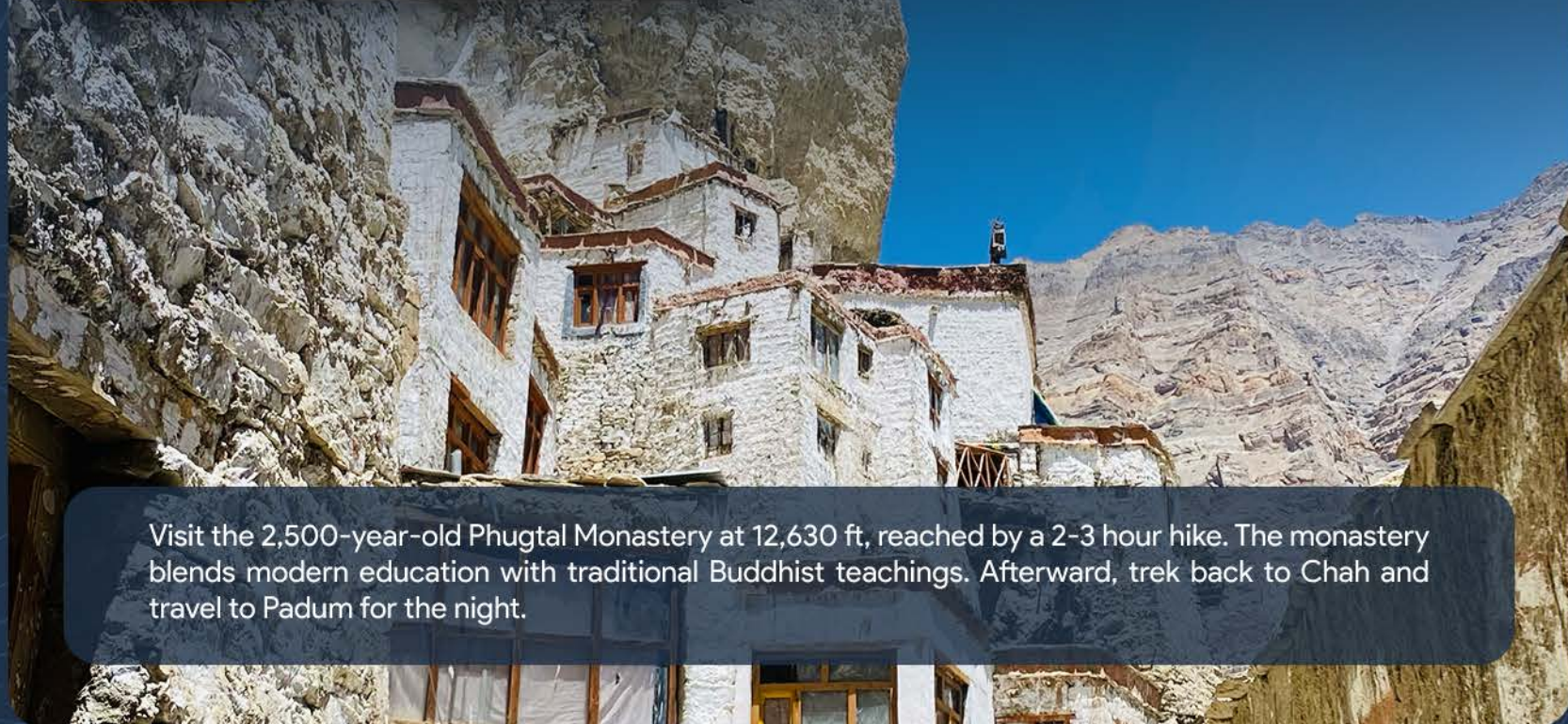
### Depart for Zaskar Valley



Start early for Zaskar Valley via the Atal Tunnel and Lahaul Valley. Cross Shinkula Pass (16,580 ft) to Ladakh's Zaskar Valley, and see the sacred Gombo Ranjan. Enjoy stunning views of peaks, meadows, and grazing yaks before staying overnight at Purne or Chah, weather permitting.

### Day 5

### Visit Phugtal Monastery



Visit the 2,500-year-old Phugtal Monastery at 12,630 ft, reached by a 2-3 hour hike. The monastery blends modern education with traditional Buddhist teachings. Afterward, trek back to Chah and travel to Padum for the night.



## Day 6

## Day for Sightseeing at Padum



This day is free to explore Padum, a peaceful village surrounded by mountains. Visit Karsha Monastery, Sani Gompa and Lake, Dzongkhul Monastery, Sheela Village with its waterfall, Zangla Palace, and Stongdey Monastery. Stay overnight in Padum Village.

## Day 7

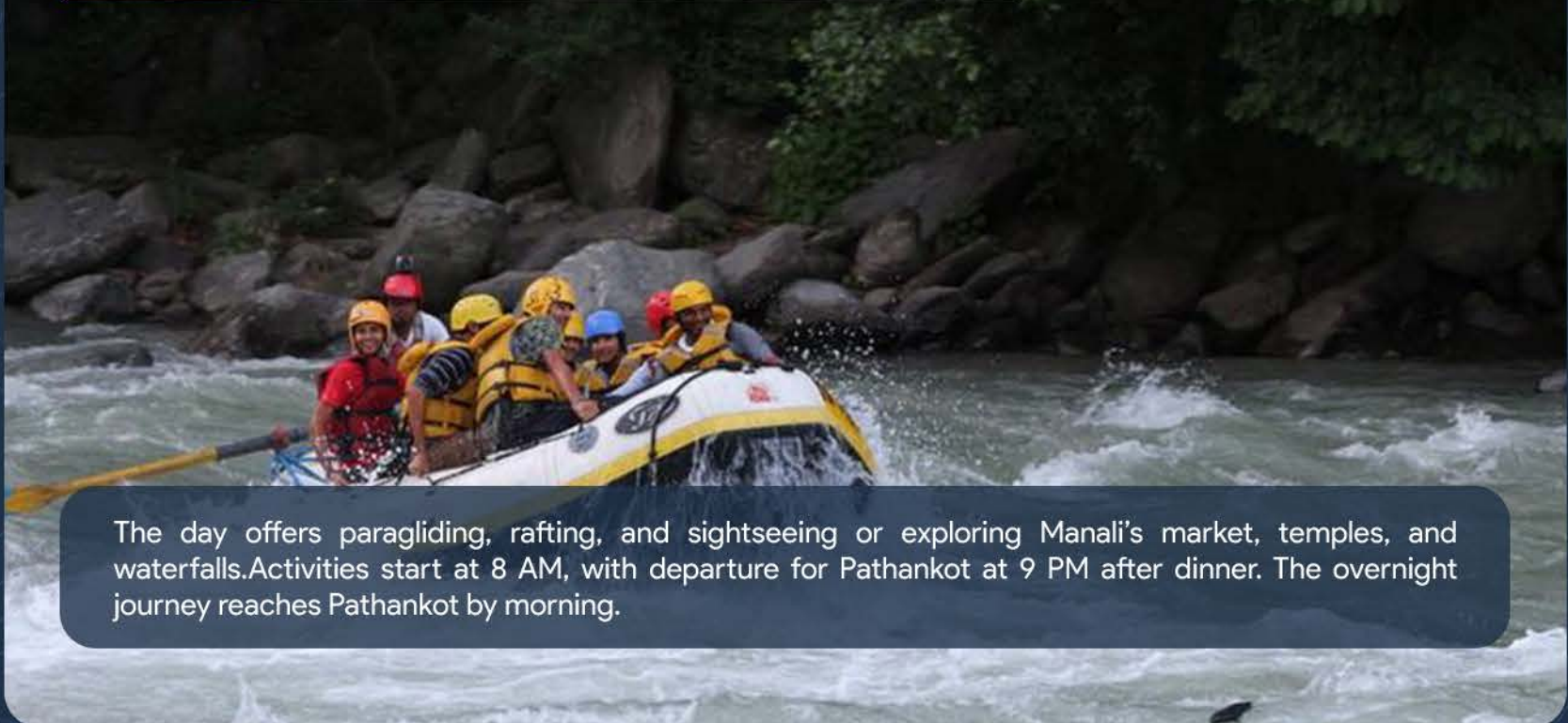
## Journey Back to Manali



After breakfast, head back to Manali by road, passing Gombo Ranjan Mountain, Shinkula Pass, Darcha Bridge, and more. Enjoy scenic views of rivers and valleys like Kurgiakh Chu, Bhaga, and Chandra River, along with the Atal Tunnel. Arrive at the Manali campsite late night for dinner.

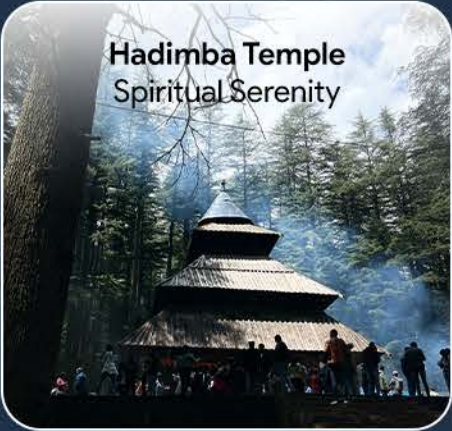
## Day 8

## Manali Visit & Night Travel to Pathankot



The day offers paragliding, rafting, and sightseeing or exploring Manali's market, temples, and waterfalls. Activities start at 8 AM, with departure for Pathankot at 9 PM after dinner. The overnight journey reaches Pathankot by morning.





Hadimba Temple  
Spiritual Serenity



Strolling down the vibrant  
Mall Road Manali



Touch the Sky  
Experience Paragliding

Day 9      Return Journey towards Ahmedabad



Ahmedabad Jammu Tawi Train arrives at 10:00 AM and the camp disperse for hometown. It would take approximately 27 hours to reach Gandhinagar Capital station at 01:45 PM on the next day.

**Train Name:** Ahmedabad Jammu Tawi Express (19224)  
**Departure Time:** 10:35 AM  
**Departure Place:** Pathankot Junction

Day 10      Arrival at Ahmedabad



After an overnight train journey, participants will come back to Gandhinagar by 01:45 PM. It's the end of their adventure. They'll leave the stations with lots of memories and new friends they've made.





Inclusion	Exclusion
<ul style="list-style-type: none"><li>✓ <b>Traveling as per Package</b> <i>Ahmedabad to Ahmedabad by Train &amp; Bus/Tempo</i></li><li>✓ <b>Food</b> <i>Breakfast, Lunch &amp; Dinner</i></li><li>✓ <b>Accommodation in Dormitory/Tent</b> <i>Sharing on availability basis</i></li><li>✓ <b>Guide &amp; Instructors</b></li><li>✓ <b>Forest Entry Fees if any</b></li><li>✓ <b>First Aid Support &amp; Much More...</b></li></ul>	<ul style="list-style-type: none"><li>✗ Food during travel duration &amp; Amritsar/Pathankot</li><li>✗ Sightseeing Entry Fees if any</li><li>✗ Adventure Activity Fees</li><li>✗ Anything not listed above</li></ul>

Packages Available from



Click below to know

AVAILABLE DATES



# How to Register?

## STEP 1

Online Form Filling on  
[invincibleNGO.org](https://invincibleNGO.org)

## STEP 2

Fees Payment at  
Office or Online

[CLICK HERE TO REGISTER](#)

Kindly take a humble note that this is an adventurous camping planned to project youth into adventure and Himalayan exploration. Please do not consider this as a tour and Invincible as a tour operator.

[🔗 Terms & Conditions](#)

[Visit our Office 🙏](#)

### Ahmedabad (Head Office)

308, University Plaza,  
Above Chocolate Room,  
Vijay Cross Roads,  
Navrangpura, Ahmedabad

📞 9099 400 699

📍 [Get Directions](#)

### Rajkot (Branch Office)

407, Business Corner,  
Opp Indira Circle BRTS,  
150 Feet Ring Road,  
Rajkot

📞 9081 610 699

📍 [Get Directions](#)

### Vadodara (Branch Office)

116, Saffron Tower,  
Fatehgunj, Vadodara,  
Gujarat

📞 9081 620 699

📍 [Get Directions](#)

### Surat (Branch Office)

436, Rajhans Ornate,  
Parle Point, Near Jani Farsan,  
Athwa, Surat

📞 9081 630 699

📍 [Get Directions](#)

[For Any Queries](#)



[info@invinciblengo.org](mailto:info@invinciblengo.org)



[InvincibleNGO.org](https://InvincibleNGO.org)

Follow us on:



#InvincibleNGO #BeingInvincible #ClimbwithTricolor