

INVINCIBLE

Kasol-Manali

Adventure Camp



₹9500 PER HEAD

9 DAYS 8 NIGHTS



Travel



Food



Accommodation



Trekking



First-Aid



About **Kasol & Manali**

Kasol is a picturesque village in the Parvati Valley of Himachal Pradesh, India. Known for its natural beauty, hippie culture, and trekking opportunities. Kasol offers stunning views of the Himalayas, serene landscapes, and a laid-back vibe. It's also a base for treks to nearby places like Kheerganga and Malana.

Manali is a charming hill station located in the Kullu district of Himachal Pradesh, India. It's renowned for its scenic beauty, adventure sports, and vibrant culture. Visitors can enjoy activities like Trekking, Paragliding, River Rafting, and skiing in the nearby Solang Valley.



Quick **Overview**



LOCATION
HIMACHAL PRADESH



DURATION
9 DAYS



DIFFICULTY
EASY TO MODERATE



TOTAL TREK LENGTH
26 KM (APPROX)



MAXIMUM ALTITUDE
12,500 FEET



AGE LIMIT
12 - 35 YEARS



BEST TIME TO VISIT
APRIL TO OCTOBER

Schedule **at a Glance**

**DAY
01**

Departure from Ahmedabad

Overnight Train Journey

**DAY
02**

Arrival at Pathankot & Departure for Kasol

Pathankot Visit & Departure for Kasol in the Evening

**DAY
03**

Arrival at Kasol Campsite & Acclimatization

Day for Acclimatisation & Market visit

**DAY
04**

Travel to Manali & River Rafting

Breakfast, River Rafting & Night stay at Manalli campsite

**DAY
05**

Trek to Advance Basecamp

Trek to ABC and Night stay at ABC

**DAY
06**

Trek to Snow Point & Back

Snow games and Snow slides & DJ and Garba Party at night

**DAY
07**

Day for Manali Visit

Breakfast and Manali sightseeing & Departure for Pathankot after dinner

**DAY
08**

Return Journey towards Ahmedabad

Overnight Journey in Train

**DAY
09**

Arrival at Ahmedabad

End of the Camp!



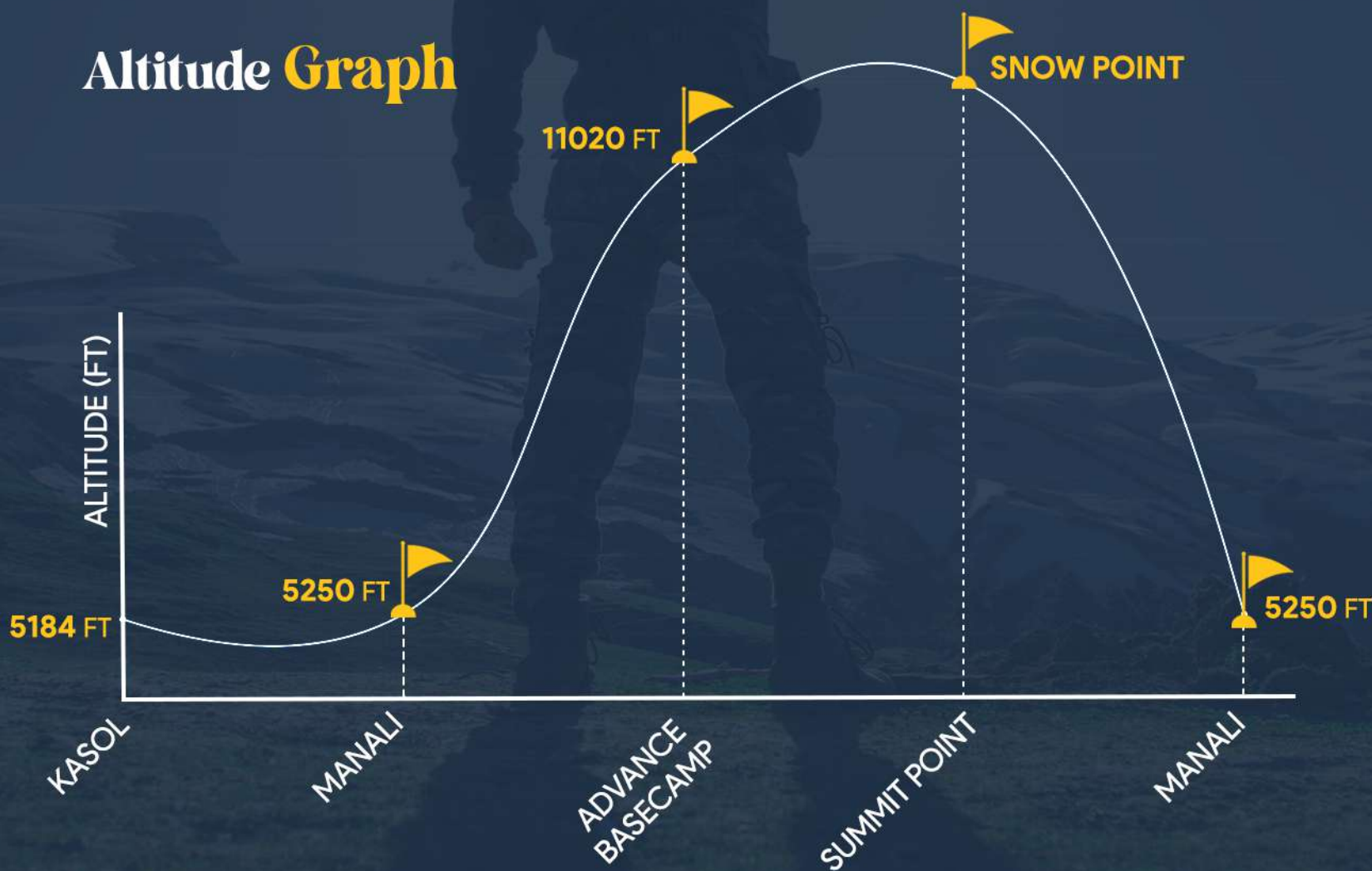
Change of Schedule

- In case of any unforeseen conditions, the schedule/itinerary can be modified/cancelled
- Invincible reserves all rights to cancel/shorten/modify the itinerary, and the final decision is authorized with the Board of Trustees

Trek Layout



Altitude Graph



What to Carry?

Click below to download your *packing checklist* and ensure you have everything you need for the journey!

[Download Checklist](#)

Click below to watch video

[What to Carry for Himalayan Treks](#)

[Rental Gears and Camper Shop](#)

Detailed Itinerary

Day 1 Departure from Ahmedabad



Train Name: Ahmedabad Jammu Tawi Express (19223)
Departure Time: 11:05 AM
Reporting Time: 10:00 AM
Reporting Place: Ahmedabad Junction (Kalupur), Near Dena Bank ATM

The tickets will be shared on your Dashboard in Website before 3 hours of Departure.
The contact details of the volunteers & all other necessary information will be shared with you through an SMS/Call before a day of Departure.

Day 2 Arrival at Pathankot & Depart to Kasol



Arrival Time: 03:00 PM
Once you reach Pathankot, you'll have free time to explore the town before an overnight drive to Kasol.

Taste Chat Flavours at
Luxmi Bikaner Mithan



Billa Di Lassi
A Must Try!




Seek Blessings from
Shani Dev Temple



Day 3


Arrival at Kasol Campsite & Acclimatization



Arrive at Invincible Basecamp in the morning and meet the Local Guide. This day is for relaxing, acclimatizing to the altitude, and getting to know your fellow trekkers. Enjoy some fun team-building games and activities led by the experienced instructors. The camp leader will also brief you on packing for the trek ahead. Get a restful night's sleep – you'll need your energy for the exciting first day of your trek tomorrow!

Day 4


Travel to Manali and River Rafting



After breakfast, the team drives approximately 2 hours towards Manali and heads to River-Rafting point and the stay for the night will be at Manali campsite

Day 5

Trek to Advance Base Camp



After breakfast, the team drives approximately 3 hours towards Gulaba and heads to Raoli Kholi where advanced base camp has been located.

Day 6

Trek to Snow Point & Back



Summit point is at Brighu Lake, located at approximately 14000 feet above the sea level. The trek takes almost 3 to 4 hours to reach to an ultimately beautiful location. After flag waving, the team heads back to Raoli kholi and spends a night there.

Feel the Thrill River Rafting



Touch the Sky Experience Paragliding



Day 7

Day for Manali Sightseeing

Spend this free day exploring the town's wonders - paragliding for the thrill-seekers, or wandering the lively markets, serene temples, and cascading waterfalls. In the evening, enjoy a delicious dinner back at camp before departing for Pathankot. Don't forget to explore the local shops for unique souvenirs!

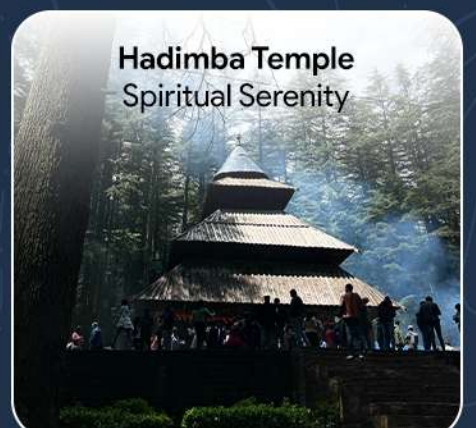
Jogni Falls Waterfall nestled in Nature



Strolling down the vibrant Mall Road Manali



Hadimba Temple Spiritual Serenity



Day 8

Return Journey towards Ahmedabad

Ahmedabad Jammu Tawi Train arrives at 10:00 AM and the camp disperse for hometown. It would take approximately 27 hours to reach Ahmedabad station at 01:45 PM on the next day.

Train Name: Ahmedabad Jammu Tawi Express (19224)

Departure Time: 10:35 AM

Departure Place: Pathankot Junction

Participants can Add-on one additional day to visit Amritsar.

Poignant reminder of sacrifice
Jallianwala Bagh



Golden Temple
A symbol of Spirituality



Feel Patriotic Fervor at
Wagha Border



Day 9

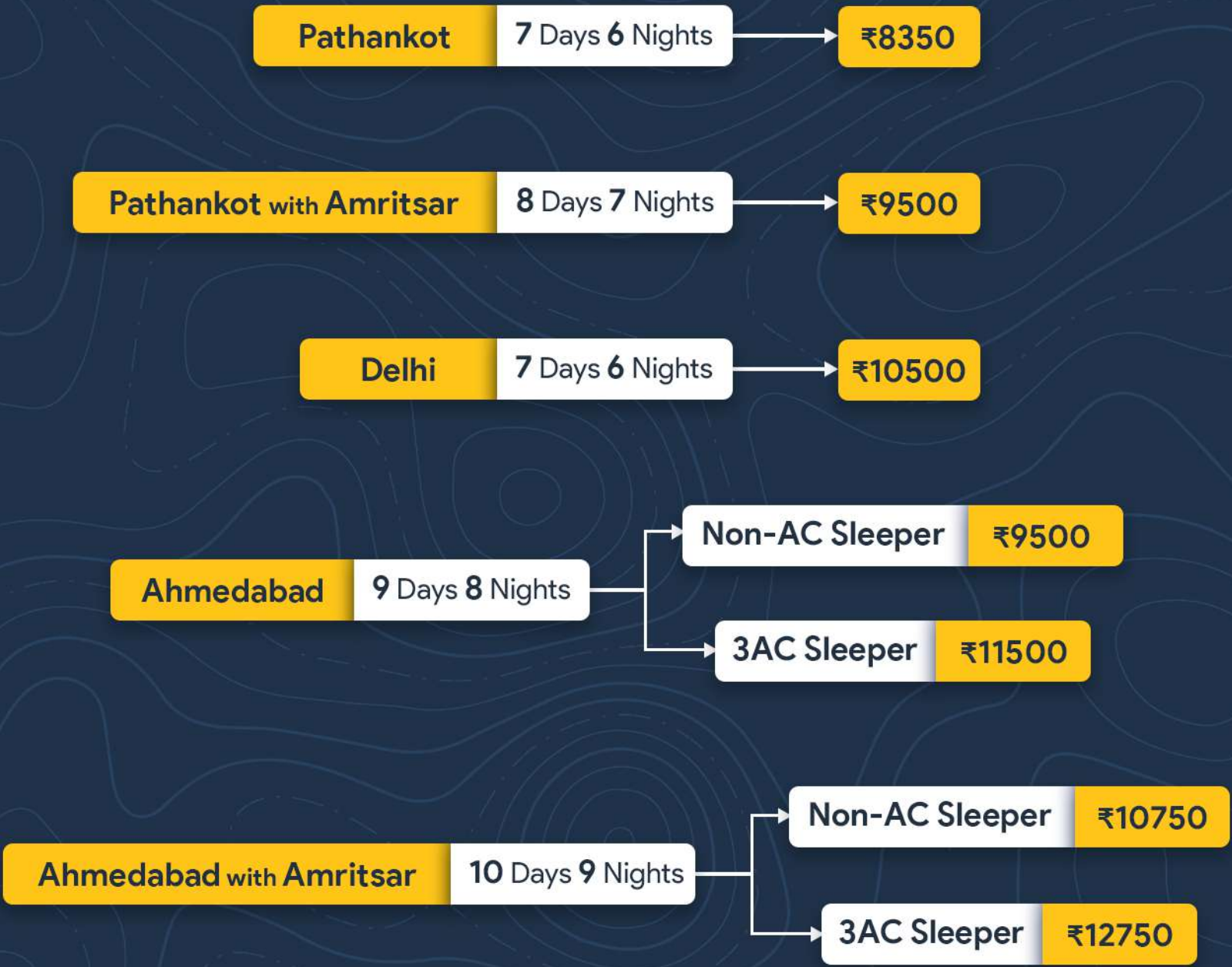
Arrival at Ahmedabad



After an overnight train journey, participants will come back to Ahmedabad by 01:45 PM. It's the end of their adventure. They'll leave the stations with lots of memories and new friends they've made.

Inclusion	Exclusion
<ul style="list-style-type: none">✓ Traveling as per Package <i>Ahmedabad to Ahmedabad by Train & Bus/Tempo</i>✓ Food <i>Breakfast, Lunch & Dinner</i>✓ Accommodation in Dormitory/Tent <i>Sharing on availability basis</i>✓ Guide & Instructors✓ Forest Entry Fees if any✓ First Aid Support & Much More...	<ul style="list-style-type: none">✗ Food during travel duration & Amritsar/Pathankot✗ Sightseeing Entry Fees if any✗ Adventure Activity Fees✗ Anything not listed above

Packages Available from



Click below to know

AVAILABLE DATES

How to Register?

STEP 1

Online Form Filling on
invincibleNGO.org

STEP 2

Fees Payment at
Office or Online

REGISTER NOW

Kindly take a humble note that this is an adventurous camping planned to project youth into adventure and Himalayan exploration. Please do not consider this as a tour and Invincible as a tour operator.

[Terms & Conditions](#)

Visit our Office 🙏

Ahmedabad (Head Office)

308, University Plaza,
Above Chocolate Room,
Vijay Cross Roads,
Navrangpura, Ahmedabad

📞 9099 400 699

📍 Get Directions

Rajkot (Branch Office)

407, Business Corner,
Opp Indira Circle BRTS,
150 Feet Ring Road,
Rajkot

📞 9081 610 699

📍 Get Directions

Vadodara (Branch Office)

116, Saffron Tower,
Fatehgunj, Vadodara,
Gujarat

📞 9081 620 699

📍 Get Directions

Surat (Branch Office)

436, Rajhans Ornate,
Parle Point, Near Jani Farsan,
Athwa, Surat

📞 9081 630 699

📍 Get Directions

For Any Queries



info@invinciblengo.org



InvincibleNGO.org

Follow us on:



#InvincibleNGO #BeingInvincible #ClimbwithTricolor