

INVINCIBLE

Hampta Pass

with Chandra Taal Trek



₹13750 PER HEAD

10 DAYS 9 NIGHTS



Travel



Food



Accommodation



Trekking



First- Aid



About **Hampta Pass**

Hampta Pass Trek is considered the easiest and convenient of all treks in Himachal Pradesh. It is the Ingress to the Spiti Valley from Manali Valley. It is a trek that will leave you in awe of this beautiful place. The variation in the trails is enormous; scenic landscapes, open green pastures and meadows, glacial valleys, easy access and an exceptional, adventurous and hair raising crossing of the pass makes this trekking expedition to Hampta pass an exciting one.

Chandratal lake located at 14000 feet approx is the main attraction to visit during the trek. The best months to trek are May and June and August through October. The reason why Hampta pass is a famous trekking zone is snow; the pass has lump sum snow even during the summer which draws more trekkers for visit. The expedition consists of approximately 26 kms of trek

Quick **Overview**



LOCATION
HIMACHAL PRADESH



DURATION
10 DAYS



DIFFICULTY
EASY TO MODERATE



TOTAL TREK LENGTH
20 KM (APPROX)



MAXIMUM ALTITUDE
14,011 FEET



AGE LIMIT
16 - 35 YEARS



BEST TIME TO VISIT
JUNE TO SEPTEMBER

Schedule at a Glance

**DAY
01**

Departure from Ahmedabad
Overnight Train Journey

**DAY
02**

Arrival at Pathankot & Depart to Manali
Pathankot Visit & Departure for Manali in the Evening

**DAY
03**

Arrival at Manali Campsite
Day for Acclimatisation & Preparation

**DAY
04**

Trek from Jobri to Chikka
Drive to Jobri & night stay at Chikka

**DAY
05**

Trek to Balu ka Ghera
Night stay at Balu ka Ghera

**DAY
06**

Trek to Shea Goru
Crossing Hampta Pass third Day

**DAY
07**

Trek to Chhatru & Visit Chandra Taal
Drive back to the Manali Campsite

**DAY
08**

Free day for Sightseeing & Activities
Spare Day or Free Day for Manali Visit

**DAY
09**

Return Train Journey Towards Ahmedabad
Overnight Train Journey

**DAY
10**

Arrival at Ahmedabad
End of the Camp!

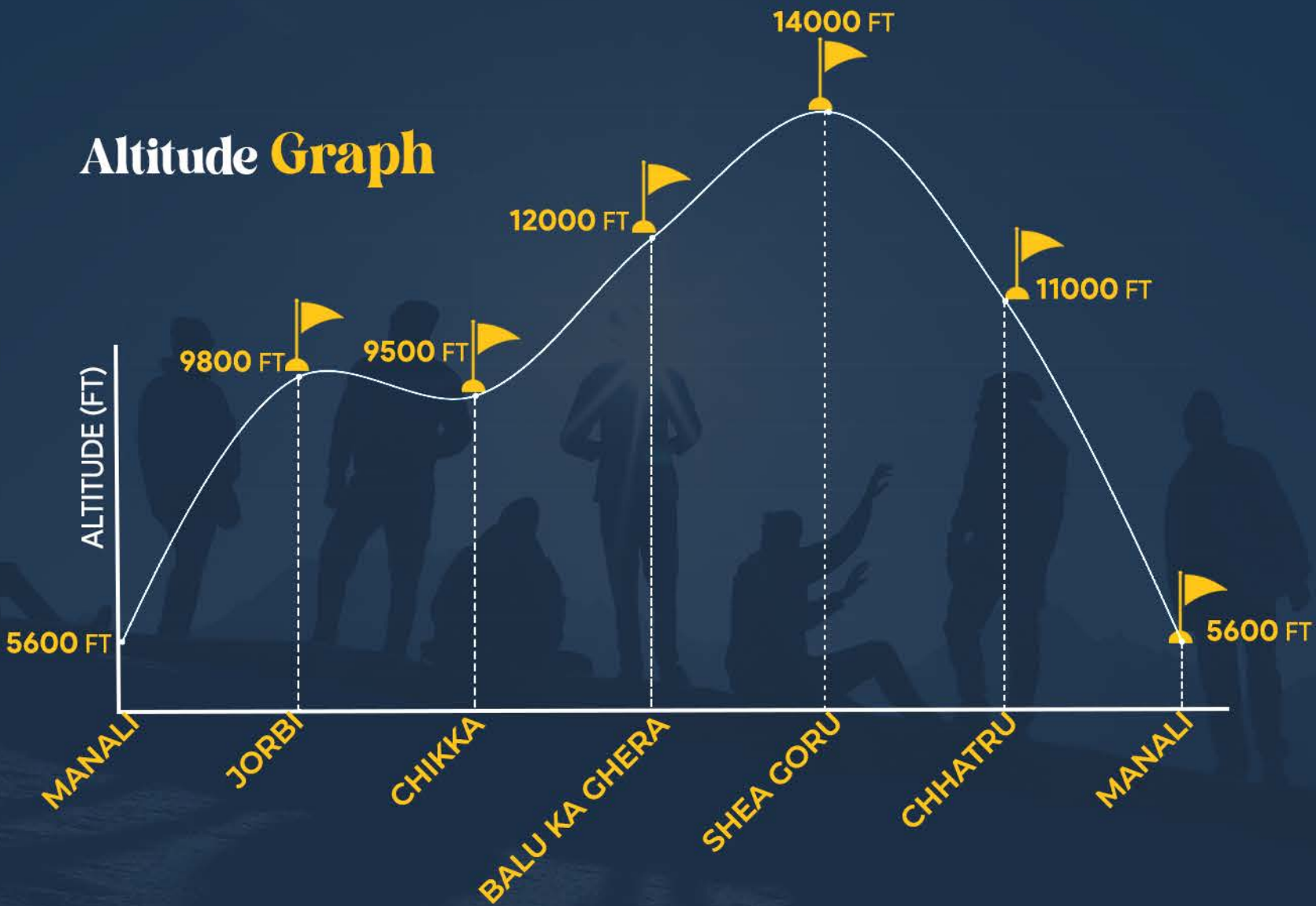
Change of Schedule

- In case of any unforeseen conditions, the schedule/itinerary can be modified/cancelled
- Invincible reserves all rights to cancel/shorten/modify the itinerary, and the final decision is authorized with the Board of Trustees

Trek Layout



Altitude Graph



What to Carry?

Click below to download your *packing checklist* and ensure you have everything you need for the journey!

[Download Checklist](#)

Click below to watch video

[What to Carry for Himalayan Treks](#)

[Rental Gears and Camper Shop](#)

Detailed Itinerary

Day 1 Departure from Ahmedabad



Train Name: Ahmedabad Jammu Tawi Express (19223)
Departure Time: 11:05 AM
Reporting Time: 10:00 AM
Reporting Place: Gandhinagar Capital Railway Station

The tickets will be shared on your Dashboard in Website before 24 hours of Departure.

The contact details of the volunteers & all other necessary information will be shared with you through an SMS/Call before a day of Departure.

Day 2 Arrival at Pathankot & Depart to Manali



Arrival Time: 3:00 PM

Vehicles will depart sharp at 8:00 PM from the station parking for an overnight journey to Kasol. Frequent stops will ensure a safe and comfortable trip, arriving around 8:00 AM.

Taste Chat Flavours at
Luxmi Bikaner Mithan




Billa Di Lassi
A Must Try!



Seek Blessings from
Shani Dev Temple



Day 3 Arrival at Manali Campsite




This day is for relaxing, acclimatizing to the altitude, and getting to know your fellow trekkers. Enjoy fun team-building games and activities led by the experienced instructors. The camp leader will also brief you on packing for the trek ahead. Get a restful night's sleep – you'll need your energy for the exciting first day of your trek tomorrow!

Day 4 Trek from Jobri to Chikka



Trek along the scenic Hampta River, passing waterfalls and lively shepherd camps. Reach Chikka by noon, refuel with meals, and vibe with fellow trekkers!

Day 5 Trek to Balu ka Ghera



A long trail with boulder walks, river views, and the mighty Pir Panjal range keeps the vibes high! Enjoy a packed lunch en route and reach camp by evening for a warm dinner under the stars.

Day 6

Trek to Shea Goru



The trek from Balu ka Ghera to Shea Goru takes about 8 hours, crossing the stunning Hampta Pass at 14,000 ft. Expect snow patches, epic mountain views, and a glimpse of Spiti. Lunch is en route, and the valley base to Shea Goru is reached in 1.5 hours.

Day 7

Trek to Chhatru & Visit Chandra Taal



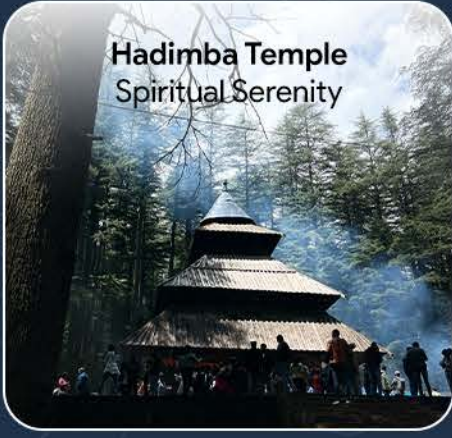
Chatru offers a quick tea stop before the stunning drive to Chandratlal Lake, an alpine gem at 4,300 m. Soak in the surreal beauty before heading back to Manali. End the day with a hearty dinner at the campsite.

Day 8

Free day for Sightseeing & Activities



This day serves as a Spare Day. If weather delays the schedule, we'll return to base camp. If all goes as planned, enjoy a free day in Manali with options for Paragliding, River Rafting, or Sightseeing!



Day 9 Return Journey towards Ahmedabad



Ahmedabad Jammu Tawi Train arrives at 10:00 AM and the camp disperse for hometown. It would take approximately 27 hours to reach Gandhinagar Capital station at 01:45 PM on the next day.

Train Name: Ahmedabad Jammu Tawi Express (19224)
Departure Time: 10:35 AM
Departure Place: Pathankot Junction

Day 10 Arrival at Ahmedabad



After an overnight train journey, participants will come back to Ahmedabad by 01:45 PM. It's the end of their adventure. They'll leave the stations with lots of memories and new friends they've made.

Inclusion

- ✓ **Traveling as per Package**
Ahmedabad to Ahmedabad by Train & Bus/Tempo
- ✓ **Food**
Breakfast, Lunch & Dinner
- ✓ **Accommodation in Dormitory/Tent**
Sharing on availability basis
- ✓ **Guide & Instructors**
- ✓ **Forest Entry Fees if any**
- ✓ **First Aid Support & Much More...**

Exclusion

- ✗ **Sightseeing Entry Fees if any**
- ✗ **Adventure Activity Fees**
- ✗ **Anything not listed above**

Packages Available from

Delhi

8 Days 7 Nights

₹14500

Manali

6 Days 5 Nights

₹8000

Pathankot

8 Days 7 Nights

₹12500

Ahmedabad

10 Days 9 Nights

Non-AC Sleeper

₹13700

3AC Sleeper

₹16000

Click below to know

[AVAILABLE DATES](#)

How to Register?

STEP 1

Online Form Filling on
invincibleNGO.org

STEP 2

Fees Payment at
Office or Online

[CLICK HERE TO REGISTER](#)

Kindly take a humble note that this is an adventurous camping planned to project youth into adventure and Himalayan exploration. Please do not consider this as a tour and Invincible as a tour operator.

[Terms & Conditions](#)

[Visit our Office](#)

Ahmedabad (Head Office)

308, University Plaza,
Above Chocolate Room,
Vijay Cross Roads,
Navrangpura, Ahmedabad

 9099 400 699

[Get Directions](#)

Rajkot (Branch Office)

407, Business Corner,
Opp Indira Circle BRTS,
150 Feet Ring Road,
Rajkot

 9081 610 699

[Get Directions](#)

Vadodara (Branch Office)

116, Saffron Tower,
Fatehgunj, Vadodara,
Gujarat

 9081 620 699

[Get Directions](#)

Surat (Branch Office)

436, Rajhans Ornate,
Parle Point, Near Jani Farsan,
Athwa, Surat

 9081 630 699

[Get Directions](#)

[For Any Queries](#)

 info@invinciblengo.org

 InvincibleNGO.org

Follow us on:     

#InvincibleNGO #BeingInvincible #ClimbwithTricolor