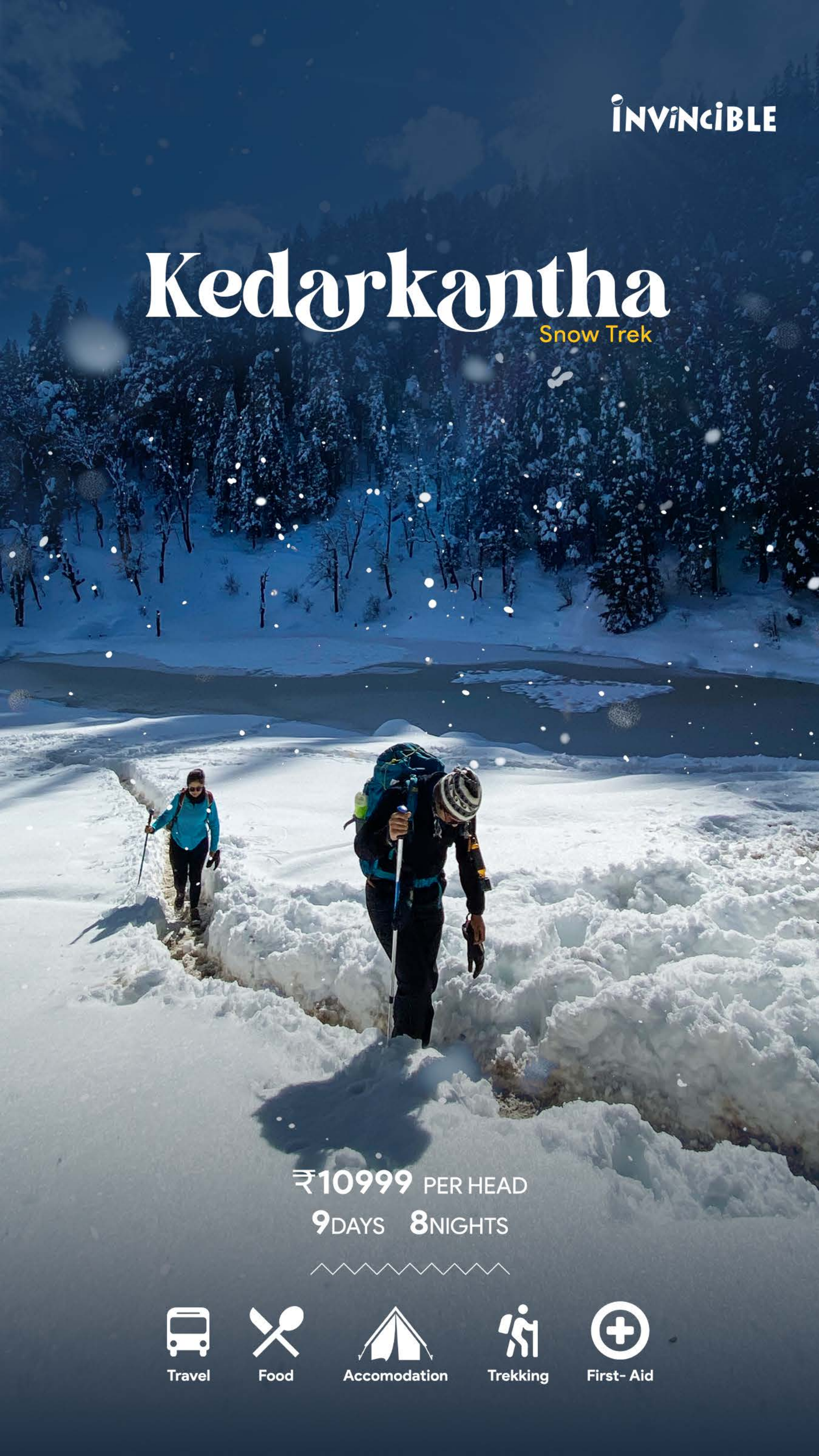


INVINCIBLE

Kedar Kantha

Snow Trek



₹10999 PER HEAD

9 DAYS 8 NIGHTS



Travel



Food



Accommodation



Trekking



First- Aid



About **Kedarkantha**

Kedarkantha is one of the most popular winter treks of India. It's a easy to moderate level trek which attracts visitors for its amazing snow-clad landscapes and a tall summit (12,500 ft), which offers majestic panoramic views from its top.

Kedarkantha trek passes through dense pine woods and trekkers even enjoy lakeside camping at Juda Ka Tal campsite, which remains frozen during the winter months. Perfect coniferous jungle trails, plain meadows and summit point - all in one trek. While you won't find these many features of landscapes in any other trek, Kedarkantha will definitely give you an exposure to each of these.

Those who love snow and mountains, this trek is undoubtedly the best choice for them.



Quick **Overview**



LOCATION
UTTRAKHAND



DURATION
9 DAYS



DIFFICULTY
MODERATE



TOTAL TREK LENGTH
20 KM (APPROX)



MAXIMUM ALTITUDE
12,500 FEET



AGE LIMIT
12 - 35 YEARS



BEST TIME TO VISIT
NOVEMBER TO MARCH

Schedule at a Glance

**DAY
01**

Departure from Ahmedabad
Overnight Train Journey

**DAY
02**

Arrival at Haridwar & Night Stay
Witness the Magical Ganga Aarti in Evening

**DAY
03**

Depart for Sankri from Haridwar
Arrival at BaseCamp, Acclimatisation & Night Stay

**DAY
04**

Trek to Juda ka Taal
Night stay at Janoul Campsite

**DAY
05**

Trek to Kedarkantha BaseCamp
Visit Juda ka Taal & Night stay at KBC

**DAY
06**

Trek to Kedarkantha Peak
Summit & Trek to Hargaon/Janoul Camp

**DAY
07**

Trek Back to Sankri & Returning to Haridwar
Arrive at BaseCamp & Journey towards Haridwar

**DAY
08**

Return Journey towards Ahmedabad
Overnight Journey in Train

**DAY
09**

Arrival at Ahmedabad
End of the Camp!



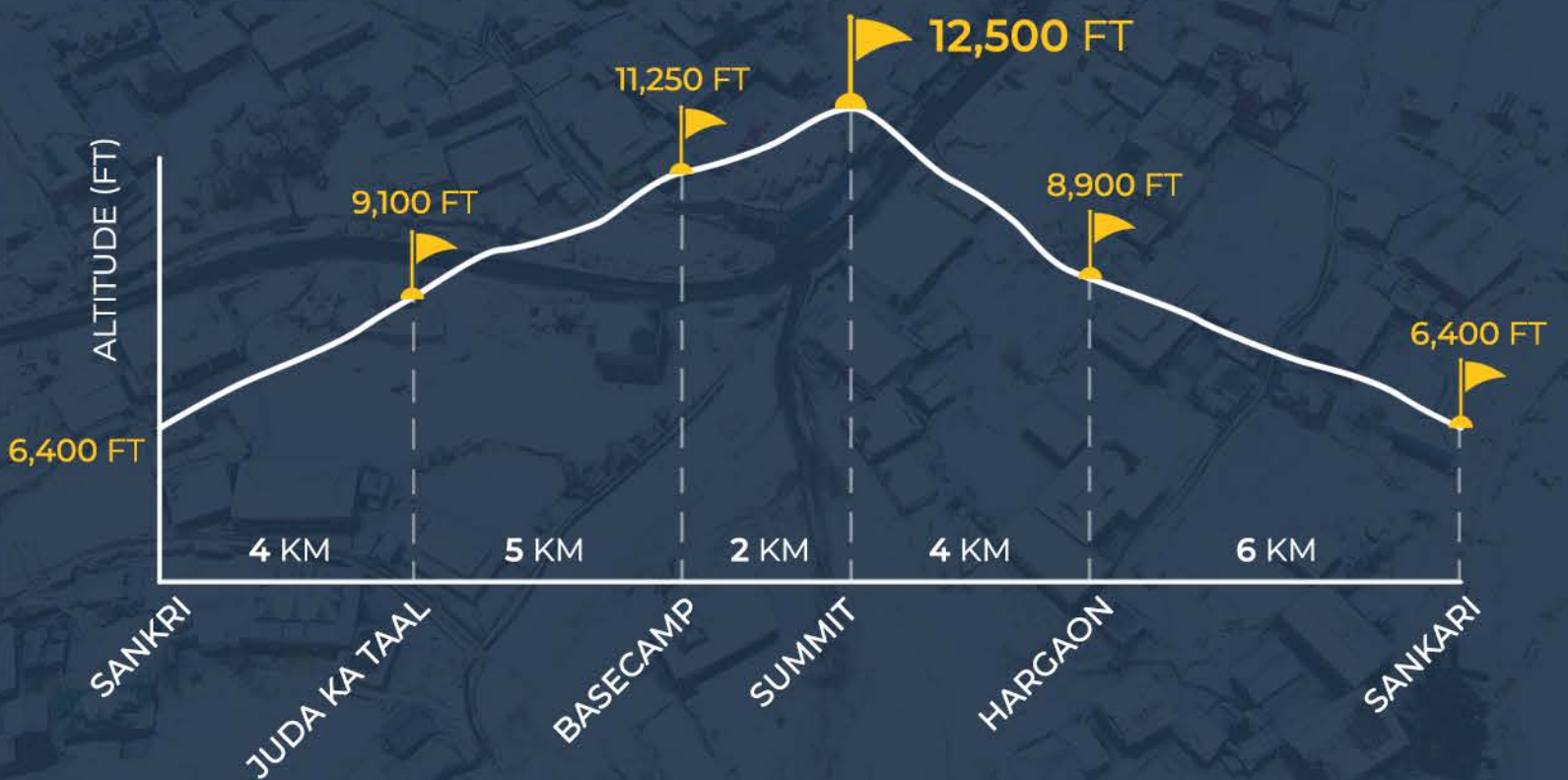
Change of Schedule

- In case of any unforeseen conditions, the schedule/itinerary can be modified/cancelled
- Invincible reserves all rights to cancel/shorten/modify the itinerary, and the final decision is authorized with the Board of Trustees

Trek Layout



Altitude Graph



What to Carry?

Click below to download your *packing checklist* and ensure you have everything you need for the journey!

[Download Checklist](#)

Click below to watch video

[What to Carry for Himalayan Treks](#)

[Rental Gears and Camper Shop](#)

Detailed Itinerary

Day 1 Departure from Ahmedabad

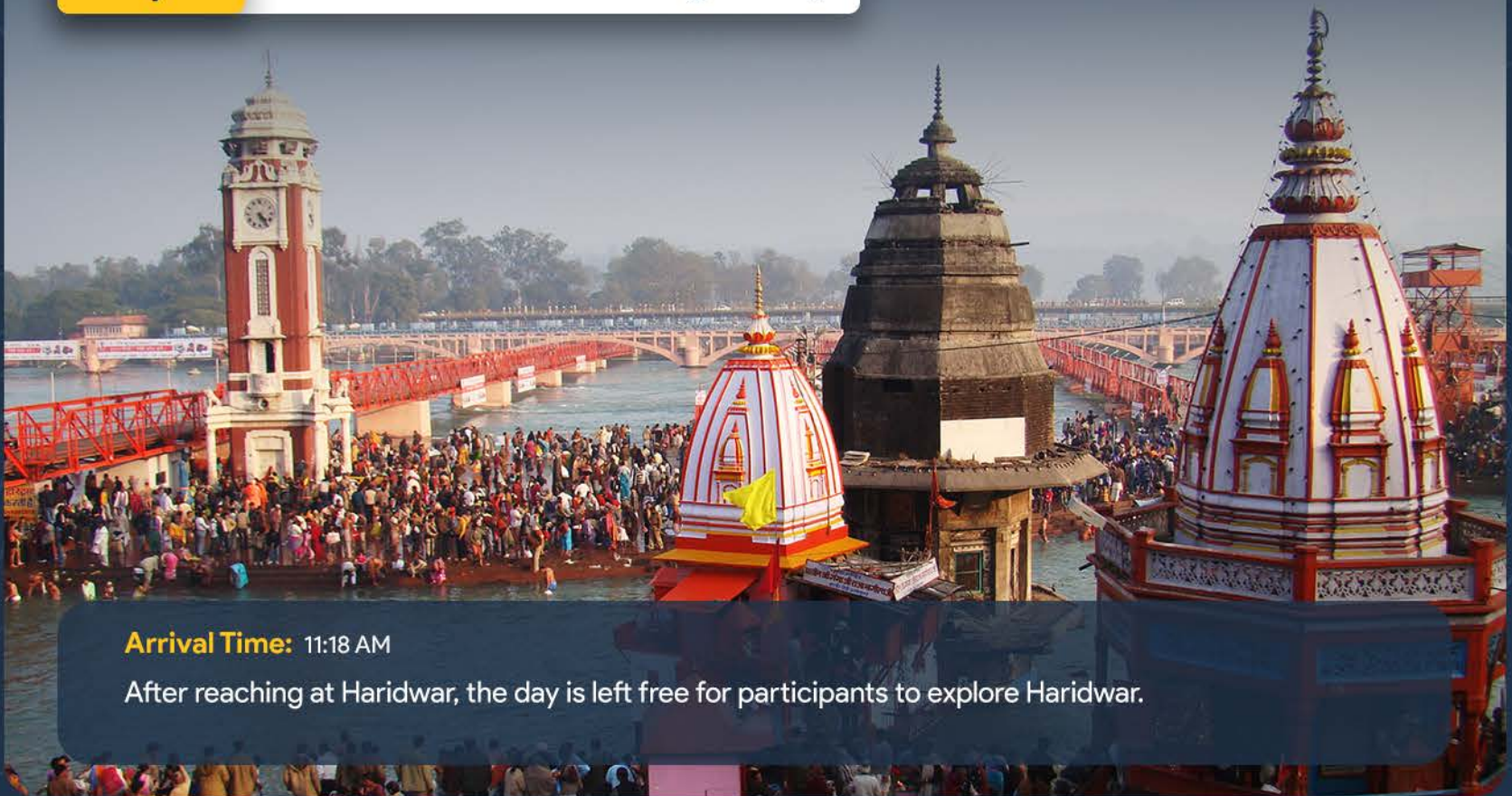


Train Name: Ahmedabad-Rishikesh Yoga Express (19031)
Departure Time: 10:50 AM
Reporting Time: 09:45 AM
Reporting Place: Ahmedabad Junction (Kalupur), Near Dena Bank ATM

The tickets will be shared on your Dashboard in Website before 24 hours of Departure.

The contact details of the volunteers & all other necessary information will be shared with you through an SMS/Call before a day of Departure.

Day 2 Arrival at Haridwar & Night Stay



Arrival Time: 11:18 AM

After reaching at Haridwar, the day is left free for participants to explore Haridwar.

Take a Holy Dip in
Divine Ganga



Aarti at Har Ki Pauri
A Must Experience!




Seek Blessings from
Mansa Devi Temple



Day 3


Depart for Sankri from Haridwar



Your journey from Haridwar to Sankri will be by bus or taxi, covering approximately 235 kilometers in about 10 hours. Upon arriving at the campsite in the evening, there will be a briefing session and rental gear will be allotted. You'll spend the night at the BaseCamp.

Day 4

Trek to Juda ka Taal



The day begins with a morning warm-up session and team-building activities, followed by breakfast. You'll also be provided with a packed lunch. Afterward, you'll start your trek to Juda ka Taal, covering a distance of 4 kilometers in approximately 4.5 hours.

Day 5

Trek to Kedarkantha BaseCamp



Your morning will start with breakfast and a warm-up session before you begin your trek to Kedarkantha Basecamp. Along the way, you'll visit Juda ka Taal. The trek covers 5 kilometers and will take around 4 hours, as you ascend from 9,100 feet to 11,250 feet.

Day 6

Trek to Kedarkantha Peak



You'll wake up early and start your trek towards the Kedarkantha summit. The goal is to reach the top by sunrise, where you'll take a group photo with the Tricolour. Trek Down and you'll spend the night at the Janoul or Hargaon campsite.

Day 7

Trek Back to Sankri & Returning to Haridwar



The day begins with breakfast, followed by a trek back to the basecamp. Once there, you'll return any rental gear and have lunch. Afterward, you'll start your return journey to Haridwar, arriving late at night for an overnight stay.

Day 8

Return Journey towards Ahmedabad



Ahmedabad Yoga Express Train arrives at 04:00 PM and the camp disperse for hometown. It would take approximately 24 hours to reach Ahmedabad station at 03:40 PM on the next day.

Train Name: Rishikesh-Ahmedabad Yoga Express (19032)

Departure Time: 04:00 PM

Departure Place: Haridwar Junction

Day 9

Arrival at Ahmedabad



After an overnight train journey, participants will come back to Ahmedabad by 03:40 PM. It's the end of their adventure. They'll leave the stations with lots of memories and new friends they've made.

Participants can Add-on one additional day to visit **Rishikesh**

Feel the Thrill of
White Water Rafting



Bungy Jumping
Once in a Lifetime Adventure



The Magnificent
Terah Manzil Mandir



Inclusion

- ✓ **Traveling as per Package**
Ahmedabad to Ahmedabad by Train & Bus/Tempo
- ✓ **Food**
Breakfast, Lunch & Dinner
- ✓ **Accommodation in Dormitory/Tent**
Sharing on availability basis
- ✓ **Guide & Instructors**
- ✓ **Forest Entry Fees if any**
- ✓ **First Aid Support & Much More...**

Exclusion

- ✗ **Food during travel duration & Haridwar/Rishikesh**
- ✗ **Sightseeing Entry Fees if any**
- ✗ **Adventure Activity Fees**
- ✗ **Anything not listed above**

Packages Available from

Sankri

5 Days 4 Nights

₹5999

Haridwar/Dehradun

5 Days 4 Nights

₹8700

Ahmedabad

9 Days 8 Nights

Non-AC Sleeper

₹10999

3AC Sleeper

₹12999

Ahmedabad with Rishikesh

10 Days 9 Nights

Non-AC Sleeper

₹11500

3AC Sleeper

₹13500

Delhi

7 Days 6 Nights

Non-AC Seater

₹10250

AC Seater

₹10999

Baroda/Surat

9 Days 8 Nights

Non-AC Sleeper

₹10999

3AC Sleeper

₹12999

Rajkot

10 Days 9 Nights

Non-AC Sleeper

₹11850

3AC Sleeper

₹14250

Mumbai

9 Days 8 Nights

Non-AC Sleeper

₹11250

3AC Sleeper

₹13450

Click below to know

AVAILABLE DATES



How to Register?

STEP 1

Online Form Filling on invincibleNGO.org

STEP 2

Fees Payment at Office or Online

[REGISTER NOW](#)

Kindly take a humble note that this is an adventurous camping planned to project youth into adventure and Himalayan exploration. Please do not consider this as a tour and Invincible as a tour operator.

[Terms & Conditions](#)

[Visit our Office](#)

Ahmedabad (Head Office)

308, University Plaza,
Above Chocolate Room,
Vijay Cross Roads,
Navrangpura, Ahmedabad

 9099 400 699

[Get Directions](#)

Rajkot (Branch Office)

407, Business Corner,
Opp Indira Circle BRTS,
150 Feet Ring Road,
Rajkot

 9081 610 699

[Get Directions](#)

Vadodara (Branch Office)

116, Saffron Tower,
Fatehgunj, Vadodara,
Gujarat

 9081 620 699

[Get Directions](#)

Surat (Branch Office)

318, opp. CNG Pump,
Mota Varachha, Surat,
Gujarat

 9081 630 699

[Get Directions](#)

[For Any Queries](#)

 info@invinciblengo.org

 InvincibleNGO.org

Follow us on:     

#InvincibleNGO #BeingInvincible #ClimbwithTricolor